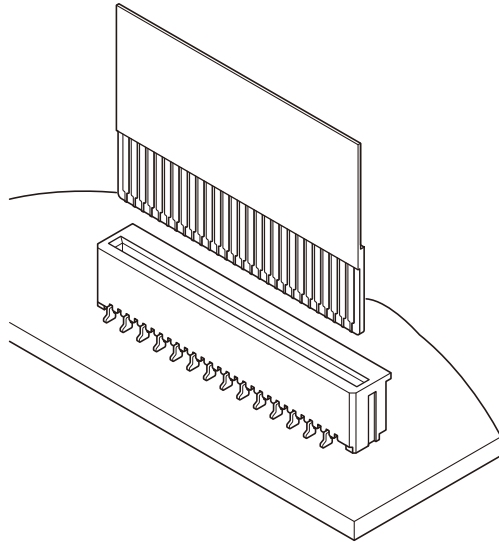


FHT CONNECTOR

0.5 mm pitch / Connectors for FFC and FPC



- Adopting Non-ZIF type
(Engagement can be done by single action.)
- Achieving Low profile and Space saving
- Dealing with Halogen-free

Specifications

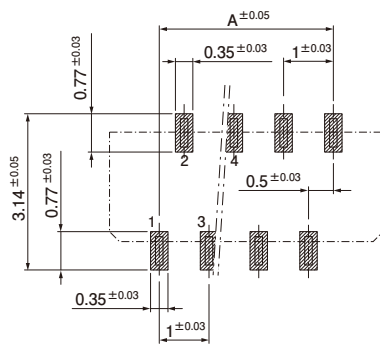
- Current rating : 0.5 A AC/DC
- Voltage rating : 50 V AC/DC
- Temperature range : -25°C to +85°C
(including temperature rise in applying electrical current)
- Contact resistance : Initial value / 40 mΩ max.
After environmental tests / 60 mΩ max.
- Insulation resistance : 50 MΩ min.
- Withstanding voltage : 200 VAC / minute
- Applicable FFC/FPC : Conductor pitch / 0.5 mm
Conductor width / 0.3 mm (FFC)
0.35 mm (FPC)
Mating part thickness / 0.3 ± 0.05 mm
- * Confirm the applicability the connector with the FPC used, before use.
- * In using the products, refer to "Handling Precautions for Terminals and Connectors" described on our website (Technical documents of Product information page).
- * Dimensional unit : mm
- * RoHS2 compliance
- * Contact JST for details.

Standards

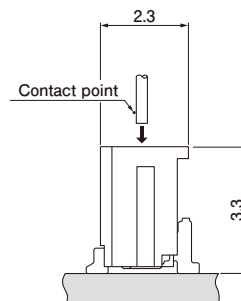
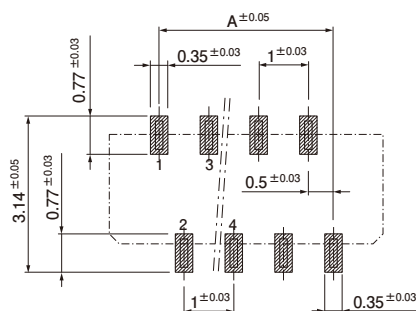
Ⓜ : Recognized E 60389

PC board layout and Assembly layout

〈 SMR type 〉



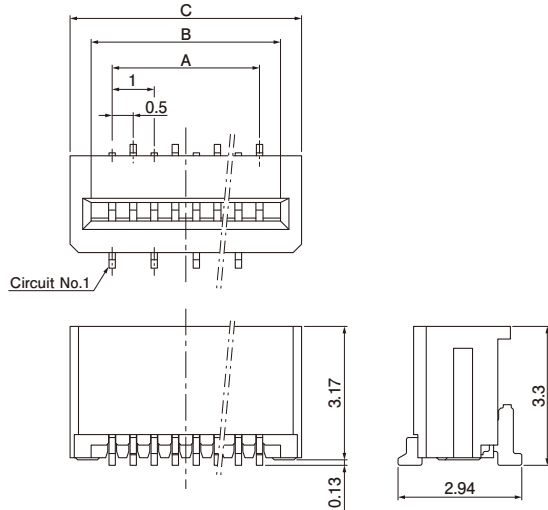
〈 SM1 type 〉



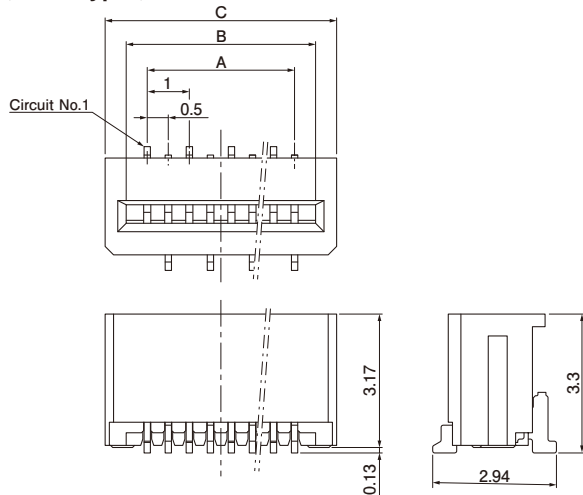
Note: 1. The above figure is the figure viewed from the connector mounting side.
2. Tolerances are non-cumulative: ± 0.05 mm for all centers. The dimensions above should serve as a guideline. Contact JST for details.

Connector

< SMR type >



< SM1 type >



No. of circuits	Model No.		Dimensions (mm)			Q'ty/reel
	SMR type	SM1 type	A	B	C	
4	04FHT-SMR-GAN-TF(HF)	04FHT-SM1-GAN-TF(HF)	1.5	2.5	3.5	3,000
5	05FHT-SMR-GAN-TF(HF)	05FHT-SM1-GAN-TF(HF)	2.0	3.0	4.0	3,000
6	06FHT-SMR-GAN-TF(HF)	06FHT-SM1-GAN-TF(HF)	2.5	3.5	4.5	3,000
7	07FHT-SMR-GAN-TF(HF)	07FHT-SM1-GAN-TF(HF)	3.0	4.0	5.0	3,000
8	08FHT-SMR-GAN-TF(HF)	08FHT-SM1-GAN-TF(HF)	3.5	4.5	5.5	3,000
10	10FHT-SMR-GAN-TF(HF)	10FHT-SM1-GAN-TF(HF)	4.5	5.5	6.5	3,000
12	12FHT-SMR-GAN-TF(HF)	12FHT-SM1-GAN-TF(HF)	5.5	6.5	7.5	3,000
14	14FHT-SMR-GAN-TF(HF)	14FHT-SM1-GAN-TF(HF)	6.5	7.5	8.5	3,000
16	16FHT-SMR-GAN-TF(HF)	16FHT-SM1-GAN-TF(HF)	7.5	8.5	9.5	3,000
18	18FHT-SMR-GAN-TF(HF)	18FHT-SM1-GAN-TF(HF)	8.5	9.5	10.5	3,000
20	20FHT-SMR-GAN-TF(HF)	20FHT-SM1-GAN-TF(HF)	9.5	10.5	11.5	3,000
22	22FHT-SMR-GAN-TF(HF)	22FHT-SM1-GAN-TF(HF)	10.5	11.5	12.5	3,000
24	24FHT-SMR-GAN-TF(HF)	24FHT-SM1-GAN-TF(HF)	11.5	12.5	13.5	3,000
26	26FHT-SMR-GAN-TF(HF)	26FHT-SM1-GAN-TF(HF)	12.5	13.5	14.5	3,000
28	28FHT-SMR-GAN-TF(HF)	28FHT-SM1-GAN-TF(HF)	13.5	14.5	15.5	3,000
32	32FHT-SMR-GAN-TF(HF)	32FHT-SM1-GAN-TF(HF)	15.5	16.5	17.5	3,000

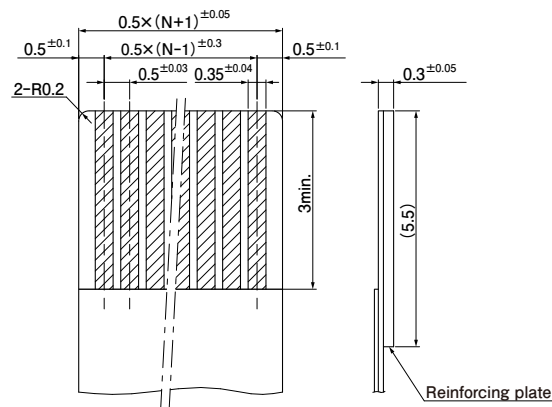
Material and Finish

Contact: Copper alloy, nickel-undercoated, gold-plated (nickel-stripe)
Housing: LCP, UL94V-0

RoHS2 compliance

Note: The products listed above are supplied on embossed-tape.

Lead section dimensions of FFC and FPC



Note: N -- Number of circuits