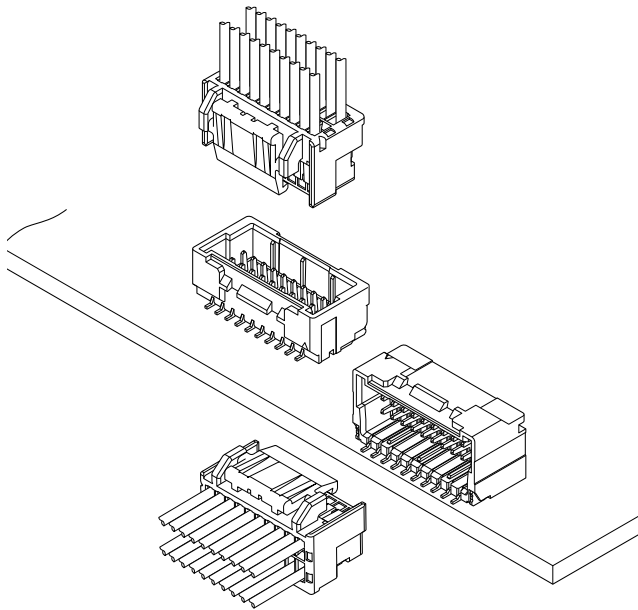


# NSHD CONNECTOR



1.0 mm pitch/Disconnectable Crimp style connectors



In 1.0 mm pitch and dual-row secure lock type connector, this NSHD connector realizes a top grade of a space saving in the industry and supports a high densification of equipment.

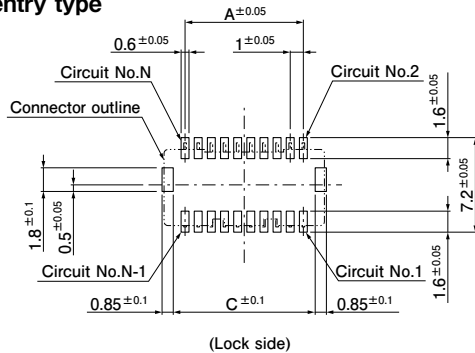
- Excellent mounting and dismantling workability of socket
- Adopting large lock in consideration of unlocking and withstanding external force
- Various lineups of circuits
- An existing crimping applicator is available.

## Specifications

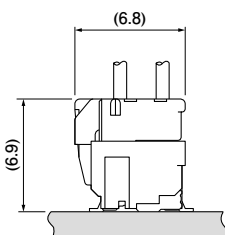
- Current rating: 1.0 A AC/DC (AWG #28)
  - Voltage rating: 50 V AC/DC
  - Temperature range: -25°C to +85°C  
(including temperature rise in applying electrical current)
  - Contact resistance: Initial value/ 20 mΩ max.  
After environmental tests/ 40 mΩ max.
  - Insulation resistance: 100 MΩ min.
  - Withstanding voltage: 500 VAC/minute
  - Applicable wire: Conductor size/ AWG #32 to #28  
Insulation O.D./ 0.4 to 0.8 mm
- \* In using the products, refer to "Handling Precautions for Terminals and Connectors" described on our website (Technical documents of Product information page).
- \* RoHS2 compliance
- \* Dimensional unit: mm
- \* Contact JST for details.

## PC board layout and Assembly layout

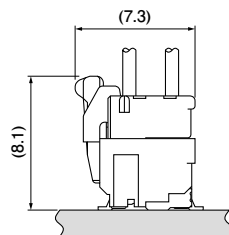
### Top entry type



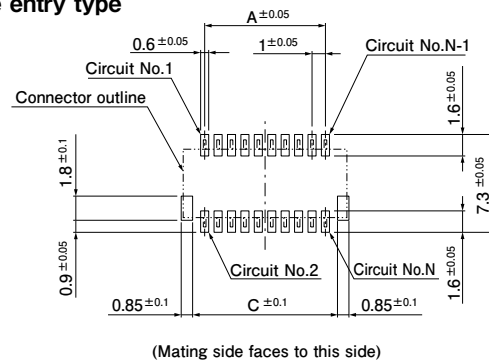
<16, 20, 24, 28, 32 circuits>



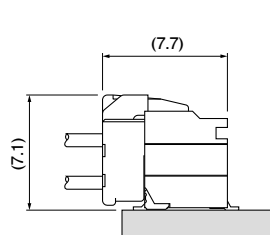
<40 circuits>



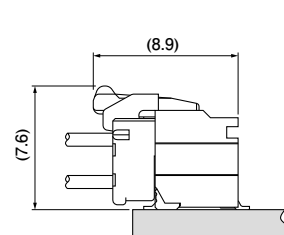
### Side entry type



<16, 20, 24, 28, 32 circuits>



<40 circuits>

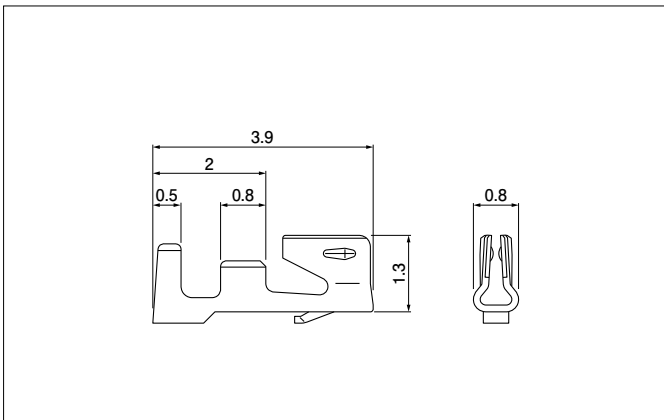


Note: 1. The above figure is the figure viewed from the connector mounting side.

2. Tolerances are non-cumulative: ± 0.05 mm for all centers. The dimensions above should serve as a guideline. Contact JST for details.

# NSHD CONNECTOR

## Contact



Model No.	Applicable wire		Insulation O.D. (mm)	Q'ty/reel
	mm <sup>2</sup>	AWG #		
SNSHD-003T-P0.2	0.032~0.08	32~28	0.4~0.8	23,000

### Material and Finish

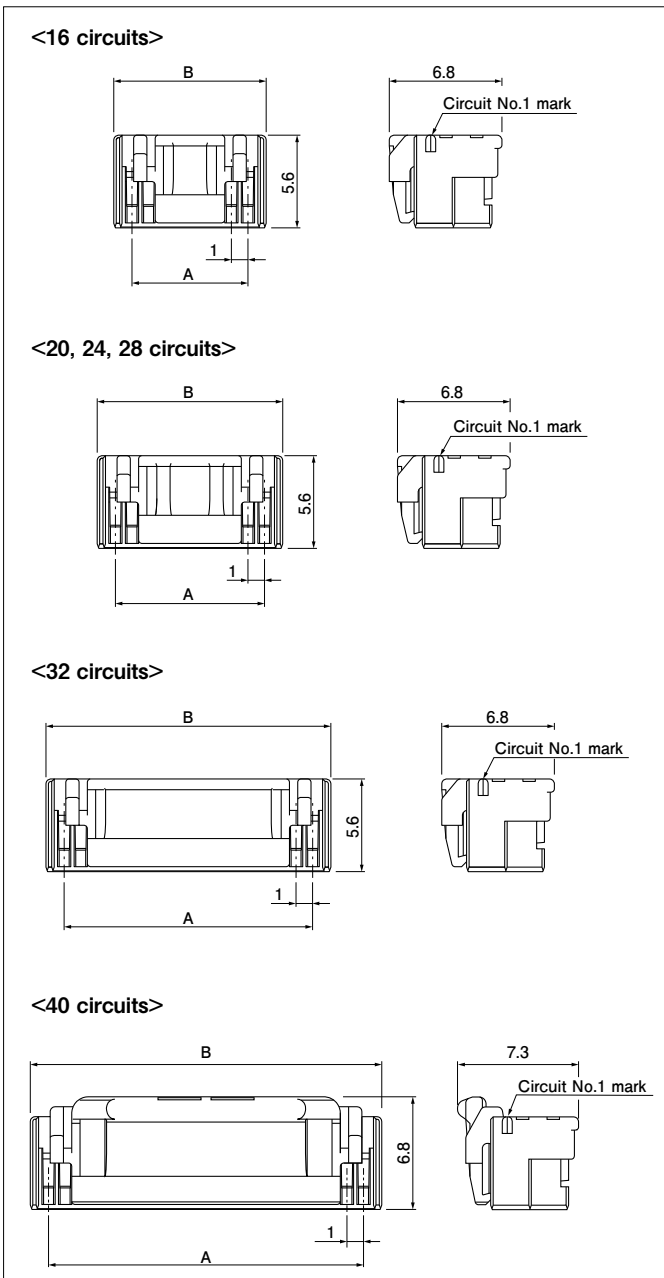
Copper alloy, tin-plated (reflow treatment)

### RoHS2 compliance

Contact	Crimping machine	Applicator		
		Crimp applicator	Dies	Crimp applicator with dies
SNSHD-003T-P0.2	AP-K2N	MKS-L-10-3	MK/SSH/L-003-02	APLMK SSH/L003-02

Note: 1. Contact JST for applicable wires in case that it is not usable due to wire size.  
2. Contact JST for fully automatic crimping applicator.

## Housing



No. of circuits	Model No.	Dimensions (mm)		Q'ty/bag
		A	B	
16	NSHDR-16V-Z	7.0	9.2	2,500
20	NSHDR-20V-Z	9.0	11.2	2,000
24	NSHDR-24V-Z	11.0	13.2	1,500
28	NSHDR-28V-Z	13.0	15.2	1,000
32	NSHDR-32V-1-Z	15.0	17.2	1,000
40	NSHDR-40V-2-Z	19.0	21.2	900

### Material and Finish

PBT, UL94V-0, ivory

### RoHS2 compliance

<For reference> As the color identification, the following alphabet shall be put in the underlined part. For availability, delivery and minimum order quantity, contact JST.

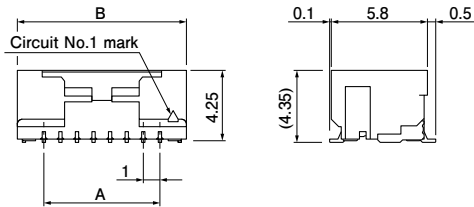
ex. **NSHDR-16V-Z**  
 Z...ivory TR...tomato red E...blue MG...moss green  
 DPK...dark pink

# NSHD CONNECTOR

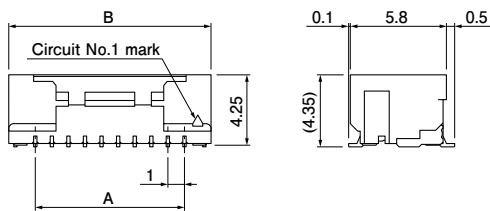
## Shrouded header

### Top entry type

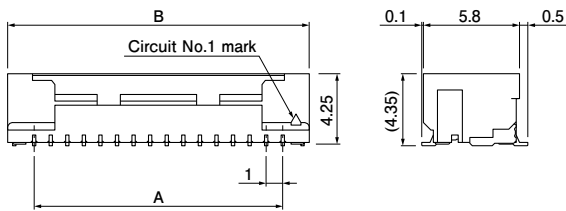
<16 circuits>



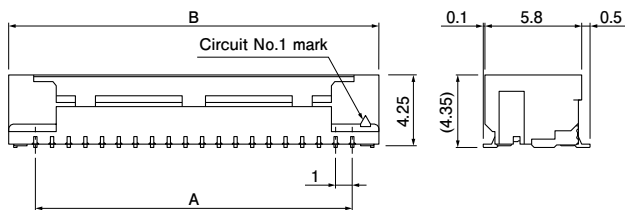
<20, 24, 28 circuits>



<32 circuits>

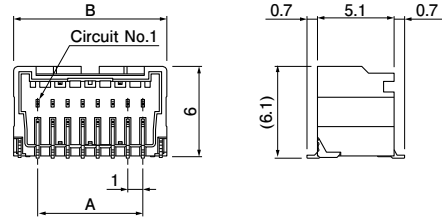


<40 circuits>

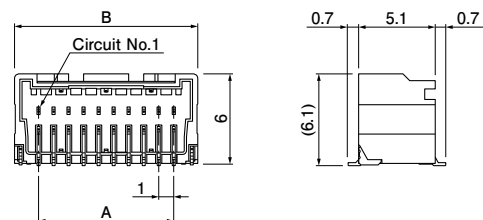


### Side entry type

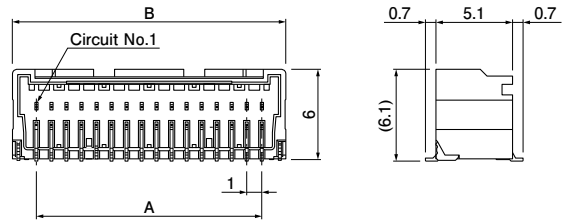
<16 circuits>



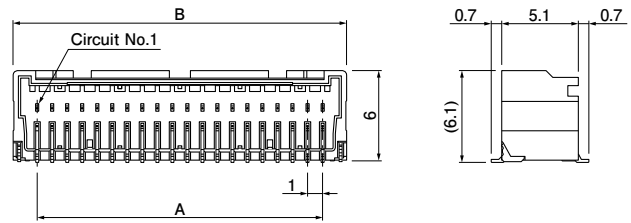
<20, 24, 28 circuits>



<32 circuits>



<40 circuits>



### Top entry type

No. of circuits	Model No.	Dimensions (mm)			Q'ty/ reel
		A	B	C	
16	BM16B-NSHDZS-TFT	7.0	10.2	8.8	1,600
20	BM20B-NSHDZS-TFT	9.0	12.2	10.8	1,600
24	BM24B-NSHDZS-TFT	11.0	14.2	12.8	1,600
28	BM28B-NSHDZS-TFT	13.0	16.2	14.8	1,600
32	BM32B-NSHDZS-1-TFT	15.0	18.2	16.8	1,600
40	BM40B-NSHDZS-1-TFT	19.0	22.2	20.8	1,600

#### Material and Finish

Contact: Copper alloy, copper-undercoated, tin-plated (reflow treatment)  
Header: Polyamide resin, UL94V-0, ivory  
Reinforcing tab: Copper alloy, copper-undercoated, tin-plated (reflow treatment)

#### RoHS2 compliance

Note: These products listed above are supplied on embossed-tape.

<For reference> As the color identification, the following alphabet shall be put in the underlined part. For availability, delivery and minimum order quantity, contact JST.

ex. **BM16B-NSHDZS-TFT**

Z...ivory TR...tomato red E...blue MG...moss green  
DPK...dark pink

### Side entry type

No. of circuits	Model No.	Dimensions (mm)			Q'ty/ reel
		A	B	C	
16	SM16B-NSHDZS-TF	7.0	10.2	8.8	1,000
20	SM20B-NSHDZS-TF	9.0	12.2	10.8	1,000
24	SM24B-NSHDZS-TF	11.0	14.2	12.8	1,000
28	SM28B-NSHDZS-TF	13.0	16.2	14.8	1,000
32	SM32B-NSHDZS-1-TF	15.0	18.2	16.8	1,000
40	SM40B-NSHDZS-1-TF	19.0	22.2	20.8	1,000

#### Material and Finish

Contact: Copper alloy, copper-undercoated, tin-plated (reflow treatment)  
Header: Polyamide resin, UL94V-0, ivory  
Reinforcing tab: Copper alloy, copper-undercoated, tin-plated (reflow treatment)

#### RoHS2 compliance

Note: These products listed above are supplied on embossed-tape.

<For reference> As the color identification, the following alphabet shall be put in the underlined part. For availability, delivery and minimum order quantity, contact JST.

ex. **SM16B-NSHDZS-TF**

Z...ivory TR...tomato red E...blue MG...moss green  
DPK...dark pink