ZRO CONNECTOR

基板対電線接続用



48極および36極の防水、レバータイプのインターフェイスコネクタ。

■特 長

●操作性向上

レバーを採用しコネクタ嵌合力を低減。
基板への固定部をスナップフィット形状とし、組付け時の作業性を配慮。

●防水構造

ワイヤーシール部を一括防水方式とした防水コネクタ。

●耐久性

120℃対応の耐熱仕様。

●無駄を省いた構造

線材ピンの使用かつ整列板を廃止したことにより、低コスト・低資源を実現。

●豊富なバリエーション

2種類のキーコード設定を準備。
オプションのハーネスカバーを使用すれば、ハーネスの横出しに対応
極数:48極、36極のラインナップ

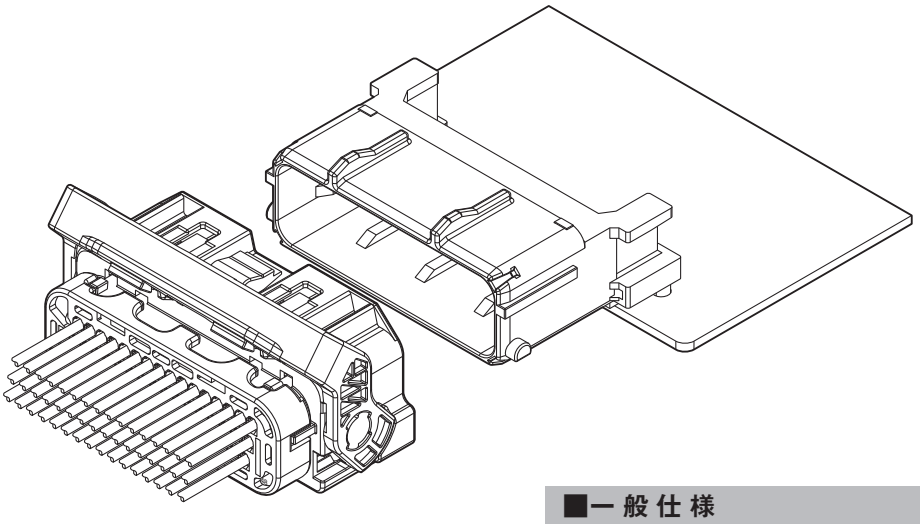

■一 般 仕 様

●定格電流	：電源部／7A DC 信号部／5A DC
●定格電圧	：50V DC
●使用温度範囲	：−40℃〜+120℃（通電時の温度上昇値を含む）
●接触抵抗	：初　　期／8mΩ以下 環境試験後／16mΩ以下
●絶縁抵抗	：100MΩ以上
●耐電圧	：AC1,000V・1分間
●適用電線範囲	：AVSS　0.3mm²〜0.85mm² AESSX-f　0.3mm²〜0.75mm²

※ELV／RoHS対応品を掲載しています。
※詳細は弊社までお問い合わせください。

Female terminal

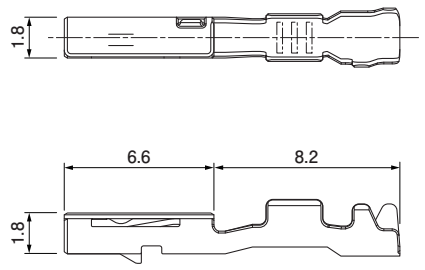

Model No.	Applicable wire range		Q'ty/reel
	Conductor (mm^2)	Insulation O.D. (mm)	
SZRO-A021T-M0.64	0.3 to 0.5	1.4 to 1.6	10,000
SZRO-A031T-M0.64	0.75 to 0.85	1.8	10,000

Material and Finish
Copper alloy, tin-plated (reflow treatment)

Female connector

●36 circuits

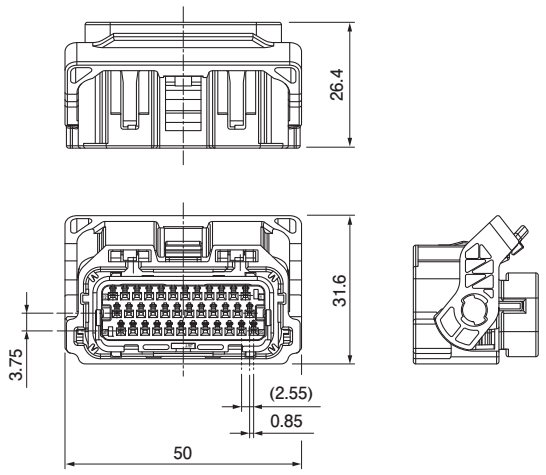

●48 circuits

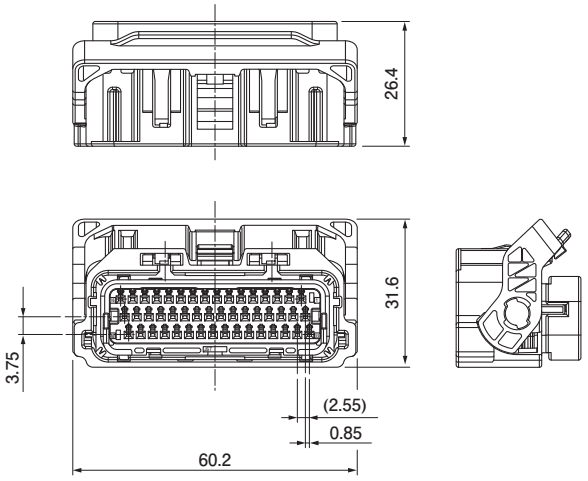

Circuits	Model No.	Key Code	Applicable wire range (mm^2)	Q'ty/box	Housing Color	Wire seal Color
36	**36ZRO-B-1A**	A	0.5 to 0.85	512	Black	Brown
	36ZRO-B-2A	A	0.3 to 0.85	512	Black	Red
	36ZRO-B-2B	B	0.3 to 0.85	512	Gray	Red
48	**48ZRO-B-1A**	A	0.5 to 0.85	384	Black	Brown
	48ZRO-B-1B	B	0.5 to 0.85	384	Gray	Brown
	48ZRO-B-2A	A	0.3 to 0.85	384	Black	Red
	48ZRO-B-2B	B	0.3 to 0.85	384	Gray	Red

Material and Finish
Housing: Glass-filled PBT Seal: Silicone Lever: POM

Arrangement of Power and Signal

●36 circuits
36ZRO-B-1A

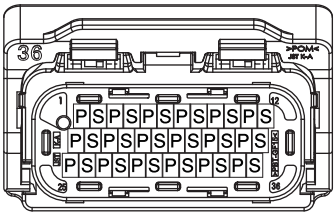

S : Signal
P : Power

●48 circuits
48ZRO-B-1A/ 48ZRO-B-1B

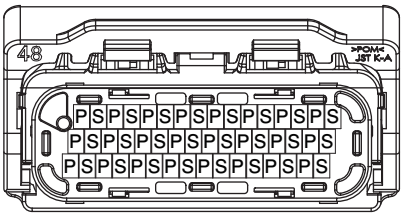

S : Signal
P : Power

Circuit	Applicable part No.	Conductor size (mm^2)	Overall diameter (mm)
Signal	**SZRO-A021T-M0.64**	0.5	ϕ1.6
Power	**SZRO-A021T-M0.64**	0.5	ϕ1.6
	SZRO-A031T-M0.64	0.75 to 0.85	ϕ1.8
Blank circuit	**WPHDP-H-1A-H**	–	–

●36 circuits
36ZRO-B-2A/ 36ZRO-B-2B

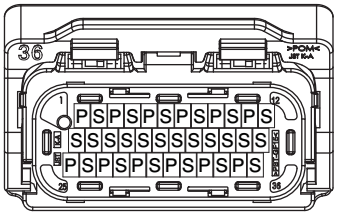

S : Signal
P : Power

●48 circuits
48ZRO-B-2A/ 48ZRO-B-2B

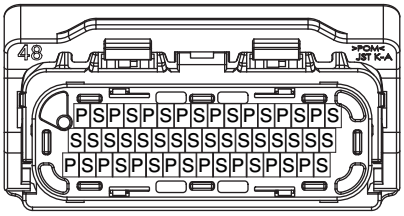

S : Signal
P : Power

Circuit	Applicable part No.	Conductor size (mm^2)	Overall diameter (mm)
Signal	**SZRO-A021T-M0.64**	0.3 to 0.5	ϕ1.4 to ϕ1.6
Power	**SZRO-A021T-M0.64**	0.3 to 0.5	ϕ1.4 to ϕ1.6
	SZRO-A031T-M0.64	0.75 to 0.85	ϕ1.8
Blank circuit	**WPHDP-H-1A-H**	–	–

Male connector

●36 circuits

(Normal type)

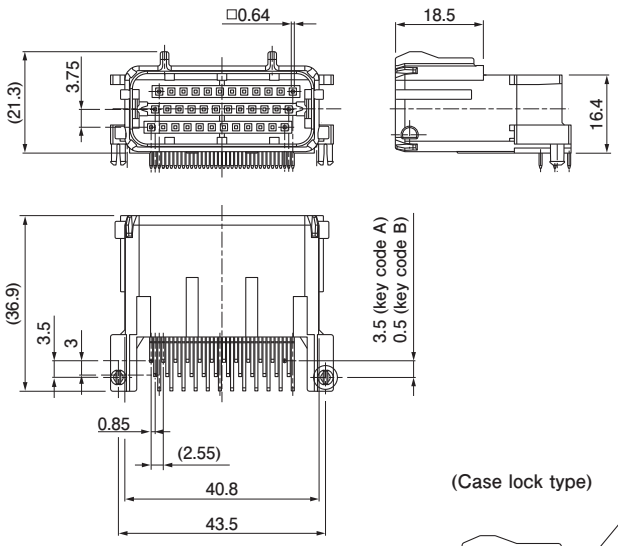

(Case lock type)

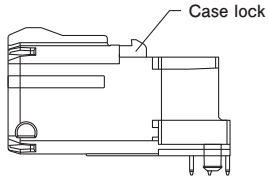

●48 circuits

(Normal type)

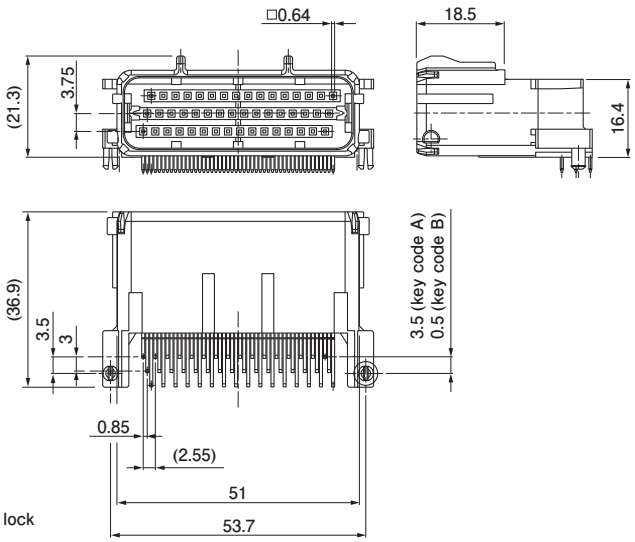

Type	Circuits	Model No.	Key Code	Q'ty/box	Housing Color
Normal	36	**S36B-ZROK-2A-R**	A	240	Black
		S36B-ZROH-2B-R	B		Gray
	48	**S48B-ZROK-2A-R**	A	192	Black
		S48B-ZROH-2B-R	B		Gray
Case lock	36	**S36B-ZROK-3A-R**	A	240	Black
		S36B-ZROH-3B-R	B		Gray
	48	**S48B-ZROK-3A-R**	A	192	Black
		S48B-ZROH-3B-R	B		Gray

Material and Finish
Housing: Glass-filled PBT Pin: Brass, tin-plated (reflow treatment)

Harness cover

●36 circuits

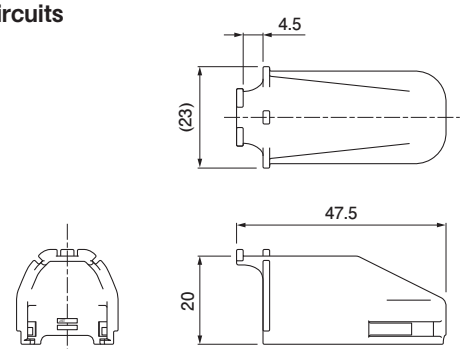

●48 circuits

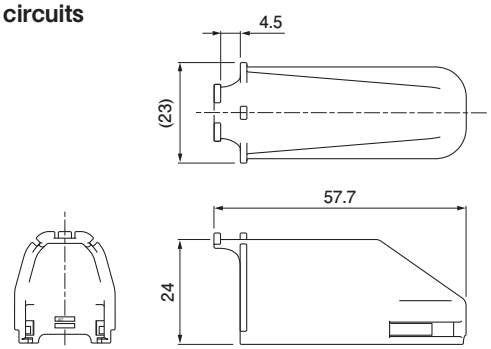

Circuits	Model No.	Q'ty/box	Housing Color
36	**ZROHC-36H-K-1**	900	Black
48	**ZROHC-48H-K-1**	600	Black

Material and Finish
PBT

Dummy plug

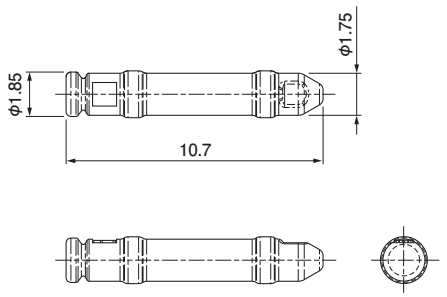

Model No.	Q'ty/box
WPHDP-H-1A-H	7,000

Material and Finish
PBT, Gray

PC board layout, Assembly layout

●36 circuits

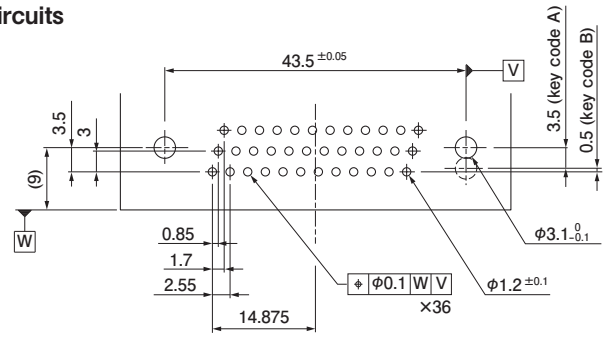

●48 circuits

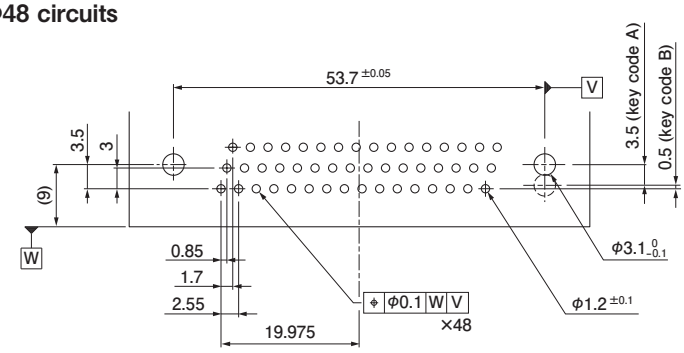

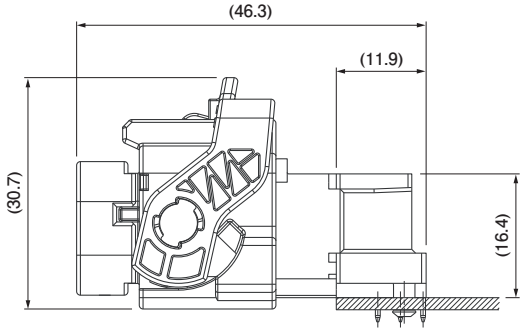

Crimping machine, Applicator

Strip terminal	Crimping machine	Crimp applicator MKS-L	
		Dies	Crimp applicator with dies
SZRO-A021T-M0.64	AP-K2N	MK/SWPH-A021-064	APLMK SWPH-A021-064
SZRO-A031T-M0.64		MK/SZRO-A031-064	APLMK SZRO-A031-064

Note: When crimping operation is conducted using an applicator and die set other than the above, JST cannot guarantee the performance of the terminal.