
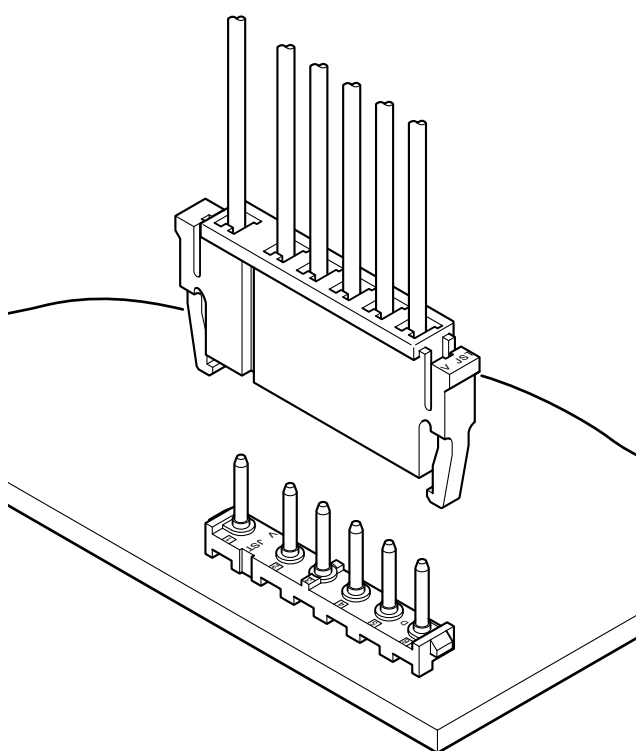


# DV CONNECTOR

Disconnectable Crimp style connectors



One position has a different pitch than the others. This provides the connector with polarization and prevents misinsertion.



## Features

### • Secure mounting

The housing lock feature secures the connector with the header, ensuring that a stable connection is maintained during vibration.

### • Twin-beam contacts

Each contact has two wiping areas, ensuring a stable and reliable connection.

### • Housing lances

The lances on the resilient housing ensure each insertion and secure locking of the contact into housing.

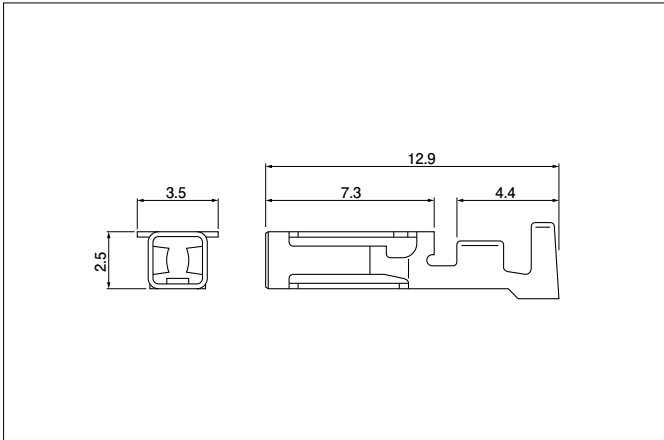
## Specifications

- Current rating: 5A AC, DC (AWG #20)
- Voltage rating: 250V AC, DC
- Temperature range: -25°C to +85°C  
(including temperature rise in applying electrical current)
- Contact resistance: Initial value/10mΩ max.  
After environmental testing/20mΩ max.
- Insulation resistance: 1,000MΩ min.
- Withstanding voltage: 1,500V AC/minute
- Applicable wire: AWG #24 to #20  
0.22 to 0.5mm<sup>2</sup>
- Applicable PC board thickness: 1.6mm
- \* Compliant with RoHS.
- \* Temperature Range:  
The aforementioned temperature range of this connector is described in JST Standard Product Specification.
- \* Refer to "General Instruction and Notice when using Terminals and Connectors" at the end of this catalog.
- \* Contact JST for details.

## Standards

- Ⓜ Recognized E60389
- Ⓢ Certified LR20812

## Contact



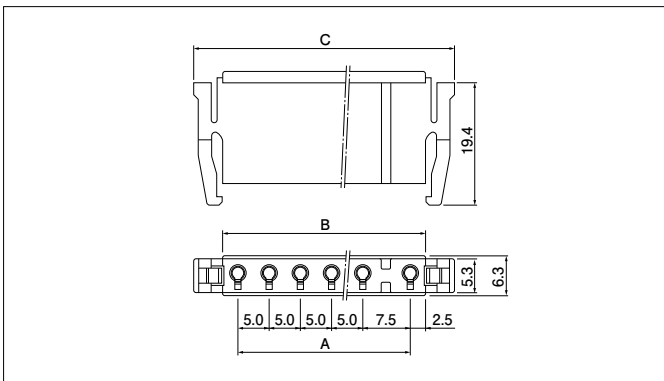
Model No.	Applicable wire			Q'ty / reel
	mm <sup>2</sup>	AWG #	Insulation O.D. (mm)	
SDY-01T-P1.6ASV	0.22 to 0.5	24 to 20	1.5 to 2.7	6,000

### Material and Finish

Phosphor bronze, tin-plated (reflow treatment)

RoHS compliance

## Housing



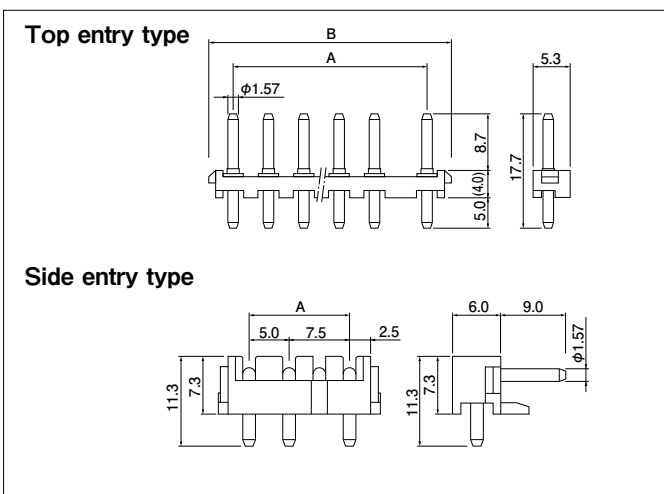
No. of circuits	Model No.	Dimensions (mm)			Q'ty / bag
		A	B	C	
2	DVR-02V-S	7.5	12.5	21.7	500
3	DVR-03V-S	12.5	17.5	26.7	500
4	DVR-04V-S	17.5	22.5	31.7	500
5	DVR-05V-S	22.5	27.5	36.7	500
6	DVR-06V-S	27.5	32.5	41.7	500

### Material

PA 66, UL94V-0, natural (white)

RoHS compliance

## Header



No. of circuits	Model No.		Dimensions (mm)		Q'ty / box	
	Top entry type	Side entry type	A	B	Top entry type	Side entry type
2	B02B-DVS-L	S02B-DVS-L	7.5	12.5	500	250
3	B03B-DVS-L	S03B-DVS-L	12.5	17.5	500	250
4	B04B-DVS-L	—	17.5	22.5	250	—
5	B05B-DVS-L	—	22.5	27.5	250	—
6	B06B-DVS-L	—	27.5	32.5	200	—

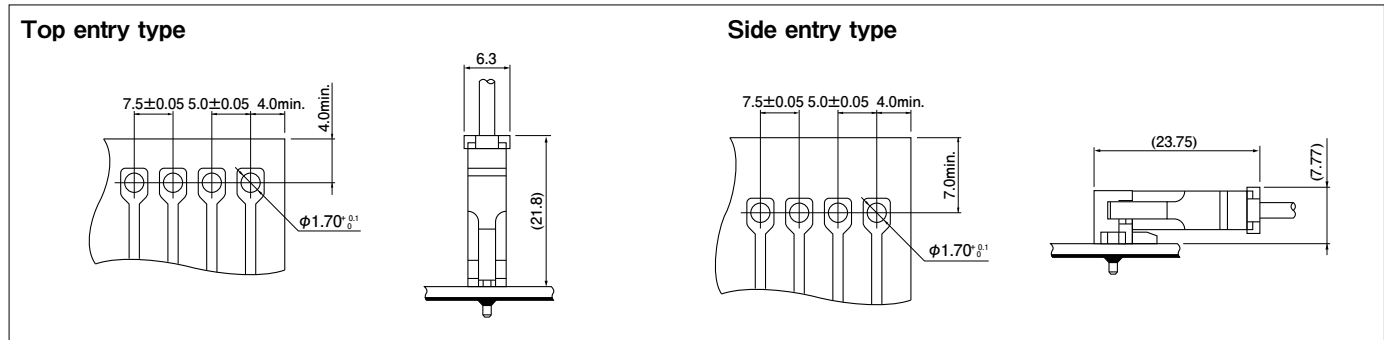
### Material and Finish

Pin: Brass, nickel-undercoated, tin/copper alloy-plated  
Wafer: Glass-filled PBT, UL94V-0, natural (white)

RoHS compliance This product displays (LF) on a label.

# DV CONNECTOR

## PC board layout (viewed from soldering side) and Assembly layout



**Note:**

1. Tolerances are non-cumulative: ± 0.05mm for all centers.
2. Hole dimensions differ according to the type of PC board and piercing method.  
The dimensions above should serve as a guideline. Contact JST for details.

## Model number allocation

### Contact

**S DY - 01 T - P 1.6 ASV**

Form: S...Strip form	
Series name	
Applicable wire range: AWG #24 to AWG #20	
Surface finish: T...Tin-plated (reflow treatment)	
Material: P...Phosphor bronze	
Terminal size	
Sub mole number	

### Housing

**DV R - 02 V - S**

Series name	
Part name: Receptacle	
No. of circuits: 2 to 6	
Flammability: V...UL94V-0	
Color: S...Natural (White)	

### Header

**B 02 B - DVS - L**

Shape of assembled product: B...Top entry type, S...Side entry type	
No. of circuits: Top entry type...2 to 6, Side entry type...2, 3	
Part name: Header	
Series name	
Color: S...Natural (White)	
Pin length: L...17.7	

## Crimping machine, Applicator

Contact	Crimping machine	Crimp applicator	Dies	Crimp applicator with dies
SDY-01T-P1.6ASV	AP-K2N	MKS-L	MK/SDY-01-16AS	APLMK SDY01-16AS
		-	-	-

Note: Contact JST for fully automatic crimping applicator.