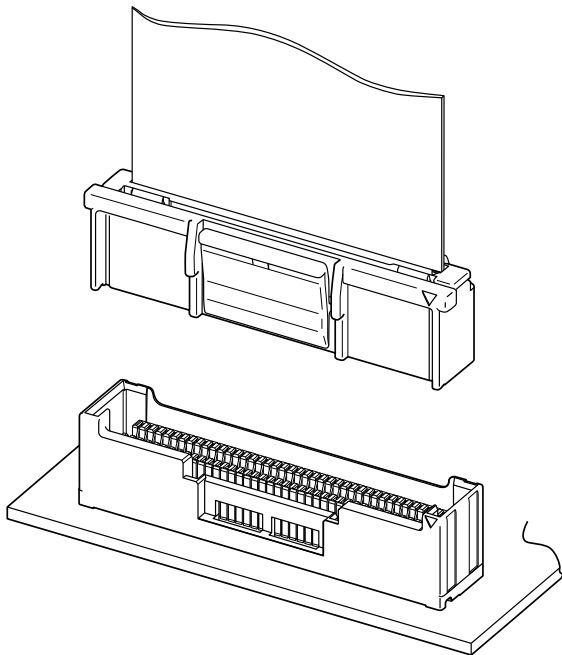




# FCT CONNECTOR

1.0mm pitch/Disconnectable connectors for flat cables



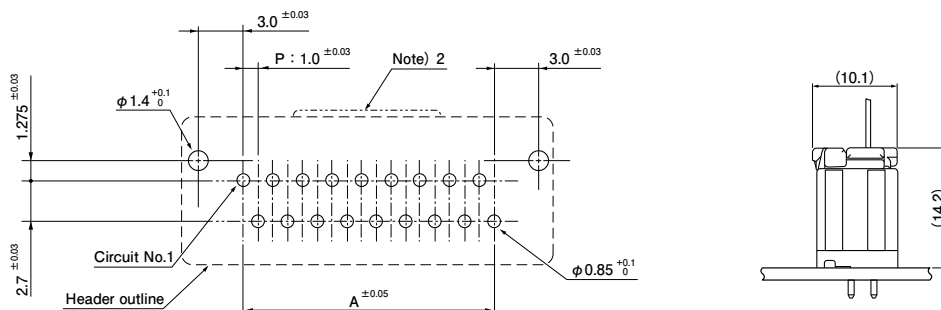
This connector realizes high cost performance, to be designed with the new connector concept that the conductors of flat cable that was fixed up in the plug housing are directly touched to the base contacts.

- Countermeasure to short circuit by whisker
- High reliability design by both side contact
- Low insertion force
- With secure locking device

## Specifications

- Current rating: 1.0A AC, DC
- Voltage rating: 50V AC, DC
- Temperature range: -25°C to +85°C  
(including temperature rise in applying electrical current)
- Recommended applicable FFC: Conductor pitch/1.0mm  
Conductor width/0.6mm  
Conductor thickness/0.1mm  
Thickness with insulator/0.4mm
- PC board mounting direction: Top entry
- \* Compliant with RoHS.
- \* Refer to "General Instruction and Notice when using Terminals and Connectors" at the end of this catalog.
- \* Contact JST for details.

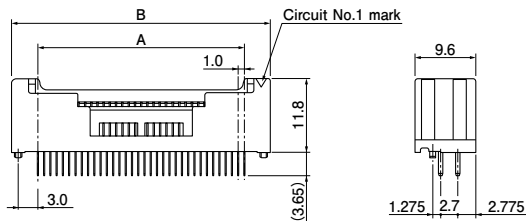
## PC board layout (viewed from component side) and Assembly layout



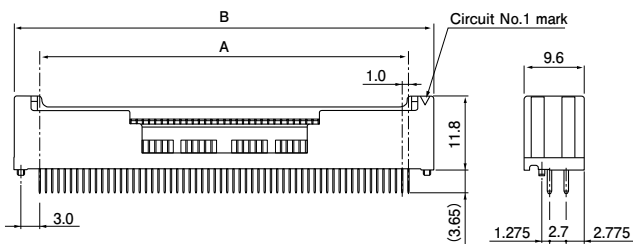
- Note: 1. Dimension A in the above figure is the same as the dimensions A of the shrouded header.  
 2. Protrusion (narrow line part): The outline of the lock protrusion (operation part) of plug for mating connector is shown.  
 3. Tolerances are non-cumulative:  $\pm 0.05\text{mm}$  for all centers.  
 4. Hole dimensions differ according to the kind of PC board and piercing method.  
 The dimensions above should serve as a guideline. Contact JST for details.

## Header

<26, 34, 40 circuits>



<60 circuits>



No. of circuits	Model No.		Dimensions (mm)		Q'ty / box
	With boss	Without boss	A	B	
26	26FCT-TDSS-B	26FCT-TDSS	25.0	33.0	1,008
34	34FCT-TDSS-B	34FCT-TDSS	33.0	41.0	784
40	40FCT-TDSS-B	40FCT-TDSS	39.0	47.0	672
60	60FCT-TDSS-B	60FCT-TDSS	59.0	67.0	448

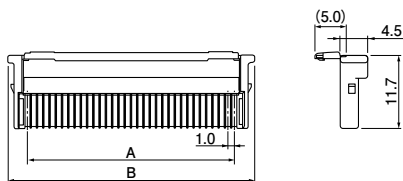
### Material and Finish

Contact: Copper alloy, copper-undercoated, tin-plated (reflow treatment)  
Wafer: Glass-filled PBT, UL94V-0, natural (white)

RoHS compliance This product displays (LF) (SN) on a label.

## Cable holder

<26, 34, 40, 60 circuits>



No. of circuits	Model No.	Dimensions (mm)		Q'ty / box
		A	B	
26	FCTH-26V-K	25.0	31.3	5,000
34	FCTH-34V-K	33.0	39.3	4,000
40	FCTH-40V-K	39.0	45.3	3,000
60	FCTH-60V-K	59.0	65.3	2,000

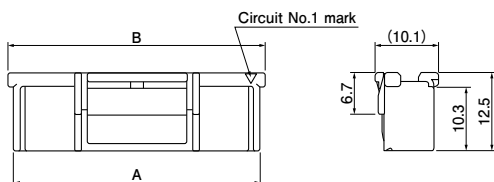
### Material

PA 66, UL94V-0, black

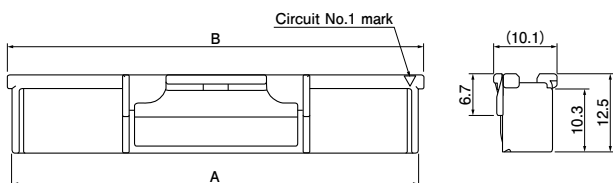
RoHS compliance

## Plug for mating connector

<26, 34, 40 circuits>



<60 circuits>



No. of circuits	Model No.	Dimensions (mm)		Q'ty / box
		A	B	
26	FCTP-26V-S	31.3	33.0	2,000
34	FCTP-34V-S	39.3	41.0	2,000
40	FCTP-40V-S	45.3	47.0	2,000
60	FCTP-60V-S	65.3	67.0	1,200

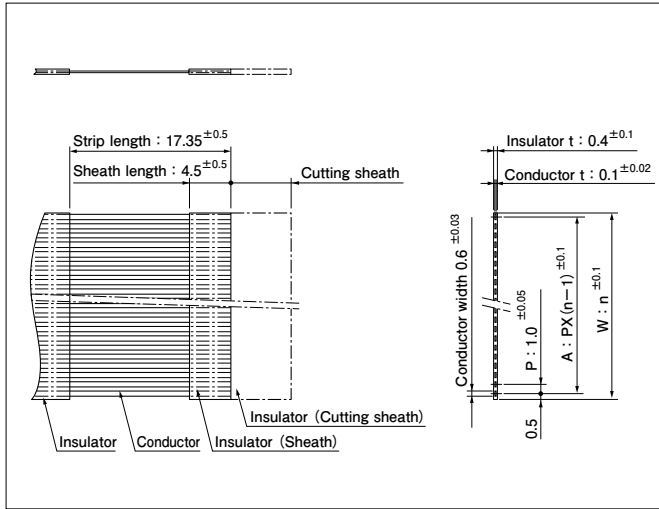
### Material

PA 66, UL94V-0, natural (white)

RoHS compliance

# FCT CONNECTOR

## Dimensions of recommended applicable flat cable



No. of circuits (n)	A	W
26	25.0	26.0
34	33.0	34.0
40	39.0	40.0
60	59.0	60.0

Note: Confirm the applicability of the connector with the flat cable used, before use.  
Contact JST for applicable flat cable.

## Harness assembly jig

Jig name		Model No.
Jig for flat cable	Cable bending jig	H-VD-FCT60
	Conductor forced-bending jig	
Plug inserting jig		H-IT-FCT60

## Model number allocation

### Header

**34 FCT - T D S S - B**

No. of circuits: 26, 34, 40, 60

Series name

Shape of assembled product: T...Top entry type

Mounting type: D...Dip type

Color: S...Natural (White)

Indication of clinch: S...Straight pin

Shape: None...Without boss, B...With boss

### Cable holder

**FCT H - 60 V - K**

Series name

Part name: H...Cable holder

No. of circuits: 26, 34, 40, 60

Flammability: V...UL94V-0

Color: K...Black

### Plug for mating connector

**FCT P - 34 V - S**

Series name

Part name: P...Plug for mating connector

No. of circuits: 26, 34, 40, 60

Flammability: V...UL94V-0

Color: S...Natural (White)