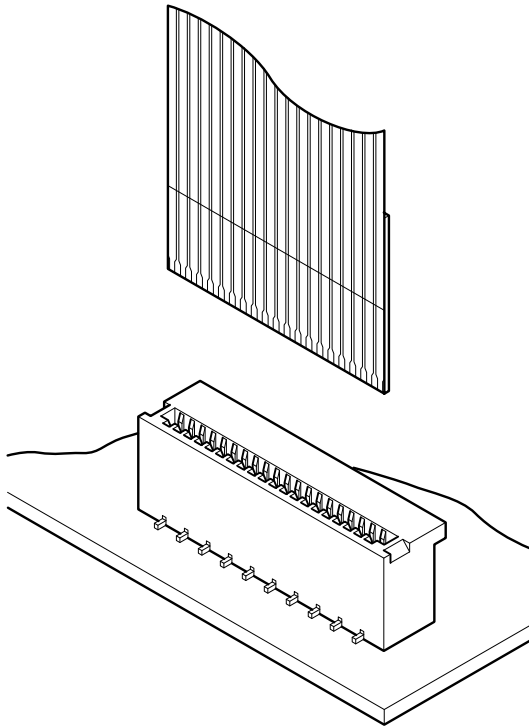


FLT CONNECTOR

0.5 mm pitch/Connectors for FPC



- Heat resisting design suitable for surface mounting
- Staggered surface mount tails
- Embossed tape for automatic mounting
- FPC insertion is easy
- Compact design

Specifications

- Current rating: 0.5 A AC/DC
- Voltage rating: 50 V AC/DC
- Temperature range: -25°C to $+85^{\circ}\text{C}$
(including temperature rise in applying electrical current)
- Contact resistance: Initial value/ 50 m Ω max.
After environmental tests/ 20 m Ω max.
(variation from initial value)
- Insulation resistance: 500 M Ω min.
- Withstanding voltage: 200 VAC/minute
- Applicable FPC: Conductor pitch/ 0.5 mm
Conductor width/ 0.35 mm
Mating part thickness/ 0.3 ± 0.05 mm

Note: FPC to be actually used should be checked for applicability.

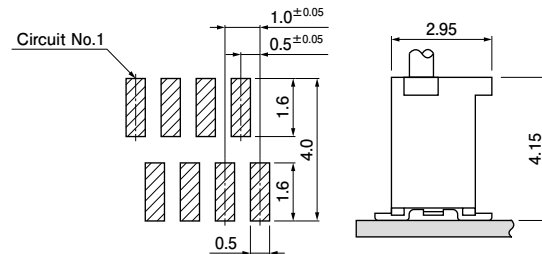
* In using the products, refer to "Handling Precautions for Terminals and Connectors" described on our website (Technical documents of Product information page).

- * RoHS2 compliance
- * Dimensional unit: mm
- * Contact JST for details.

Standards

Recognized E60389

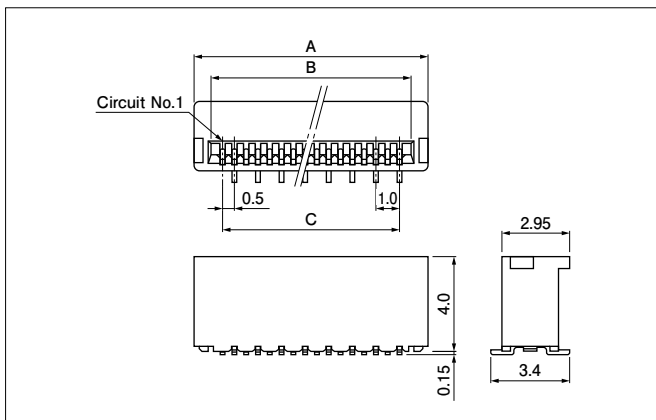
PC board layout and Assembly layout



- Note: 1. The above figure is the figure viewed from the connector mounting side.
2. Tolerances are non-cumulative: ± 0.05 mm for all centers.
3. The dimensions above should serve as a guide line. Contact JST for details.

FLT CONNECTOR

Connector



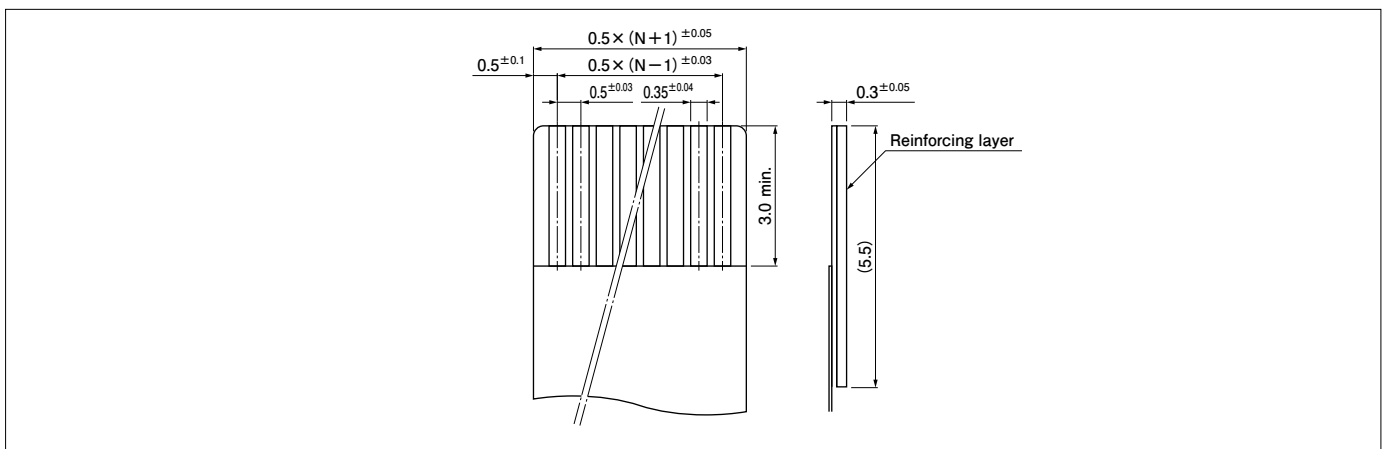
No. of circuits	Model No.	Dimensions (mm)			Q'ty/reel
		A	B	C	
6	06FLT-SM2-TB	4.9	3.5	2.5	2,500
8	08FLT-SM2-TB	5.9	4.5	3.5	2,500
10	10FLT-SM2-TB	6.9	5.5	4.5	2,500
12	12FLT-SM2-TB	7.9	6.5	5.5	2,500
14	14FLT-SM2-TB	8.9	7.5	6.5	2,500
16	16FLT-SM2-TB	9.9	8.5	7.5	2,500
18	18FLT-SM2-TB	10.9	9.5	8.5	2,500
20	20FLT-SM2-TB	11.9	10.5	9.5	2,500
22	22FLT-SM2-TB	12.9	11.5	10.5	2,500
24	24FLT-SM2-TB	13.9	12.5	11.5	2,500
26	26FLT-SM2-TB	14.9	13.5	12.5	2,500
28	28FLT-SM2-TB	15.9	14.5	13.5	2,500
30	30FLT-SM2-TB	16.9	15.5	14.5	2,500
32	32FLT-SM2-TB	17.9	16.5	15.5	2,500
40	40FLT-SM2-TB	21.9	20.5	19.5	2,500

Material and Finish

Contact: Phosphor bronze, copper-undercoated, tin-plated (reflow treatment)
Housing: PA 6T, UL94V-0

RoHS2 compliance This product displays (LF)(SN) on a label.
Note: The products listed above are supplied on embossed-tape.

Lead section dimensions of FPC



Note: N — Number of circuits