

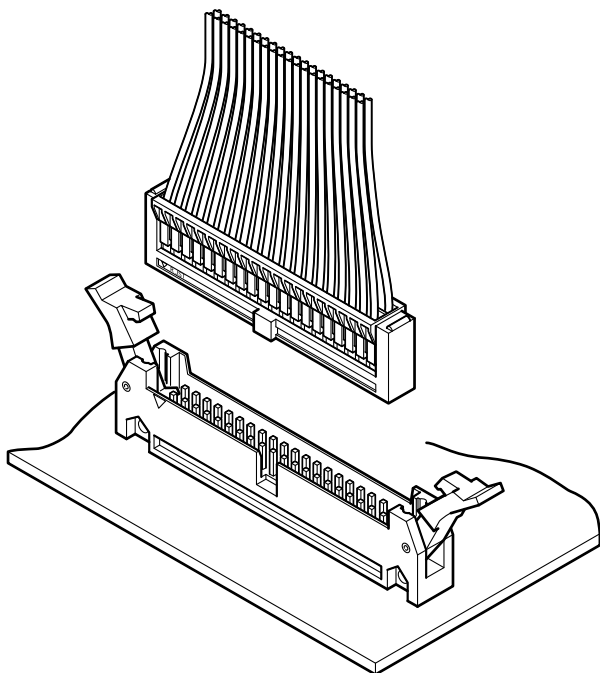


RA CONNECTOR

Disconnectable Crimp style connectors



Crimp style receptacles that are designed to mate with headers conforming to MIL-C-83503. The low insertion force contacts reduce surface finish wear and resist stress relaxation very well.



Features

• Secure lock device

The locking levers are engaged by inserting the receptacle into the header. This ensures a firm connection that's highly resistant to impact and vibration.

• Housing lances

The contact retention lances on the resilient housing allow visual confirmation of contact lock-in for easy and secure insertion.

• Low insertion force contact

The low insertion force contacts reduce surface finish wear and reduce the effects of stress relaxation.

• Anti-misinsertion feature

The guide devices of both housing and header prevent reverse connector insertion.

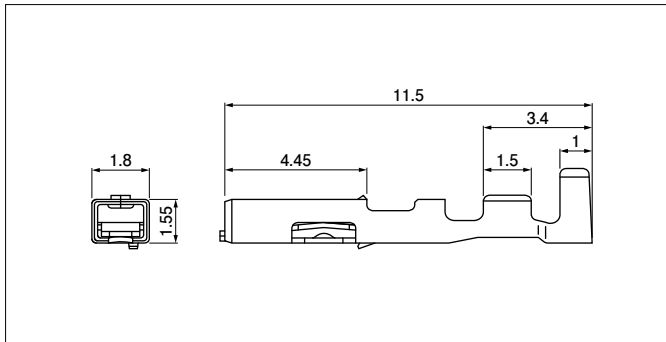
Specifications

- Current rating: 1.0 A AC/DC (AWG #22)
 - Voltage rating: 300 V AC/DC
 - Temperature range: -55°C to +85°C
(including temperature rise in applying electrical current)
 - Contact resistance: Initial value/ 15 mΩ max.
After environmental tests/ 30 mΩ max.
 - Insulation resistance: 1,000 MΩ min.
 - Withstanding voltage: 1,000 VAC/minute
 - Applicable wire: AWG #26 to #22
 - Applicable PC board thickness: 1.6 mm
- * In using the products, refer to "Handling Precautions for Terminals and Connectors" described on our website (Technical documents of Product information page).
- * RoHS2 compliance
- * Dimensional unit: mm
- * Contact JST for details.

Standards

Recognized E60389

Contact



Model No.	Applicable wire		Insulation O.D. (mm)	Q'ty/reel
	mm ²	AWG #		
RA-SC1290	0.13 to 0.33	26 to 22	1.3 to 1.7	8,000

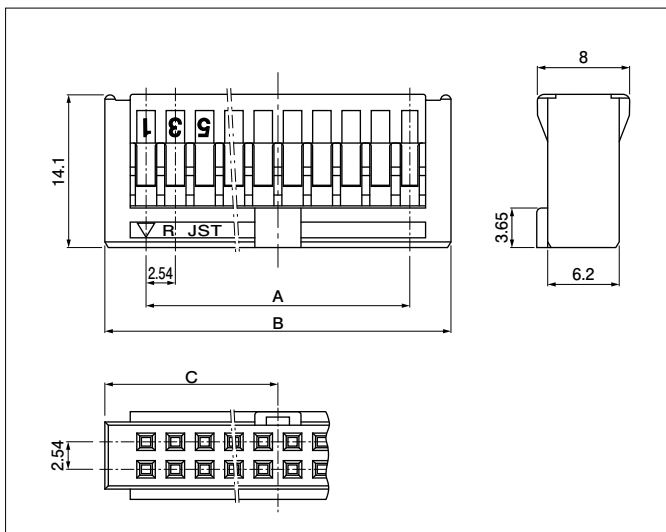
Material and Finish

Phosphor bronze, tin-plated (reflow treatment)

RoHS2 compliance

Note: Contact JST for gold-plated contacts.

Housing



No. of circuits	Model No.	Dimensions (mm)			Q'ty/box
		A	B	C	
10	RA-1011	10.16	17.50	8.75	500
16	RA-1611	17.78	25.12	12.56	500
20	RA-2011	22.86	30.20	15.10	500
26	RA-2611	30.48	37.82	18.91	500
30	RA-3011	35.56	42.90	21.45	200
34	RA-3411	40.64	47.98	23.99	500
40	RA-4011	48.26	55.60	27.80	200
50	RA-5011	60.96	68.30	34.15	200
60	RA-6011	73.66	81.00	40.50	200

Material and Finish

Glass-filled PBT, UL94V-0, black

RoHS2 compliance

Header

The following headers are applicable to the above Housing.

No. of circuits	RA header	
	Top entry type	Side entry type
10	RA-H101TD-1190	RA-H101SD-1190
16	RA-H161TD-1190	RA-H161SD-1190
20	RA-H201TD-1190	RA-H201SD-1190
26	RA-H261TD-1190	RA-H261SD-1190
30	RA-H301TD-1190	—
34	RA-H341TD-1190	RA-H341SD-1190
40	RA-H401TD-1190	RA-H401SD-1190
50	RA-H501TD-1190	RA-H501SD-1190
60	RA-H601TD-1190	RA-H601SD-1190

RoHS2 compliance This product displays (LF)(SN) on a label.
Note: Contact JST for gold-plated headers.

RA CONNECTOR

Model number allocation

Contact

RA - S C 1 2 90

Series name _____

Form: S··Strip form _____

Part name: C··Crimp style contact _____

Applicable wire range: 1··AWG #26 to #22 _____

Material: 2··Phosphor bronze _____

Surface finish: 90··Tin-plated (reflow treatment) _____

Housing

RA - 10 1 1

Series name _____

No. of circuits: 10, 16, 20, 26, 30, 34, 40, 50, 60 _____

Housing shape _____

Color: 1··Black _____

RA header

RA - H 10 1 TD - 1 1 90

Series name _____

Part name: Header _____

No. of circuits: 10, 16, 20, 26, 30, 34, 40, 50, 60 _____

Housing shape: 1··One guide groove _____

PC board mounting method: TD··Top entry DIP type
SD··Side entry DIP type _____

Type of locking lever: 1··Long type locking lever _____

Post material: 1··Brass _____

Surface finish: 90··Tin-plated (reflow treatment) _____

Crimping machine, Applicator

Contact	Crimping machine	Crimp applicator	Dies	Crimp applicator with dies
RA-SC1290	AP-K2N	MKS-L	MK/RA-SC12	APLMK RA-SC12

Note: Contact JST for fully automatic crimping applicator.