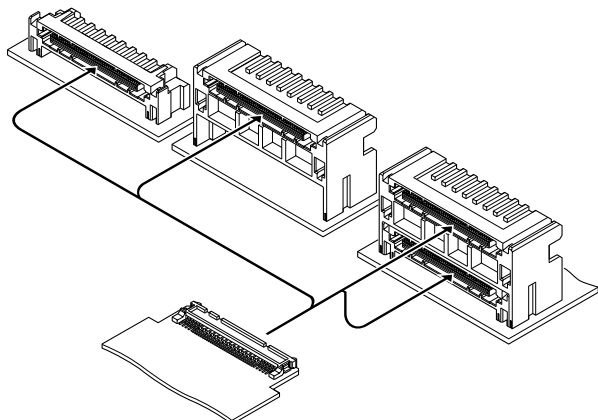


RHM CONNECTOR

1.0mm pitch/Board-to-board connectors



The plug consists of upper and lower parts in order to save space.

This connector enables also flexible application by using either upper or lower parts individually.

- The upper and lower parts of plug can be used individually
- Reversible connection
- 8 positioning keys can be set

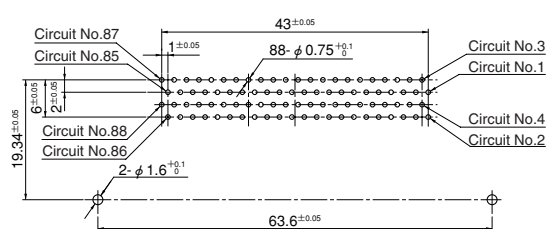
Specifications

- Current rating: 0.5A AC, DC
- Voltage rating: 50V AC, DC
- Temperature range: -25°C to +85°C
(including temperature rise in applying electrical current)
- Contact resistance: Initial value/100m Ω max.
After environmental testing/150m Ω max.
- Insulation resistance: 50M Ω min.
- Withstanding voltage: 100V AC/minute
- Applicable PC board thickness: Receptacle/1.2mm
Plug/1.6mm
- * Compliant with RoHS.
- * Refer to "General Instruction and Notice when using Terminals and Connectors" at the end of this catalog.
- * Contact JST for details.

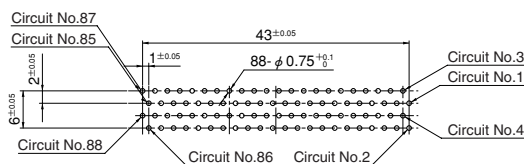
PC board layout (viewed from component side)

Plug

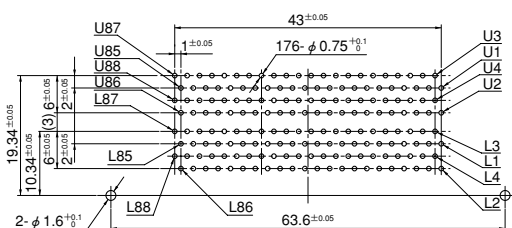
● Upper



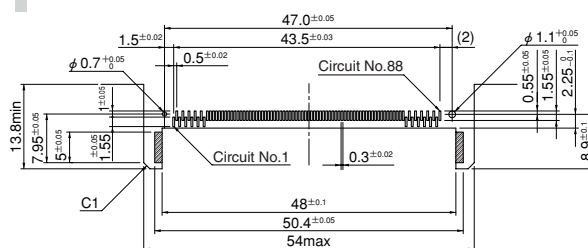
● Lower



● Upper and Lower



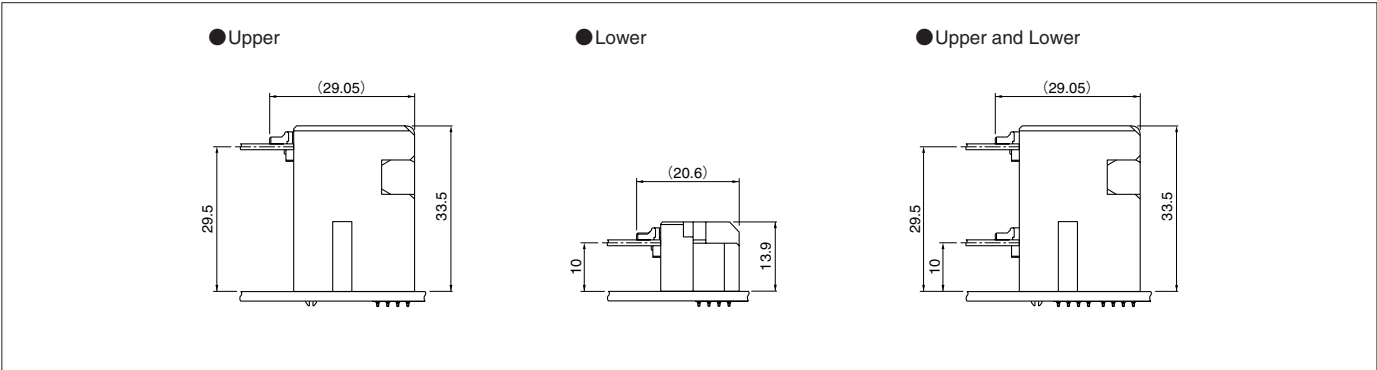
Receptacle



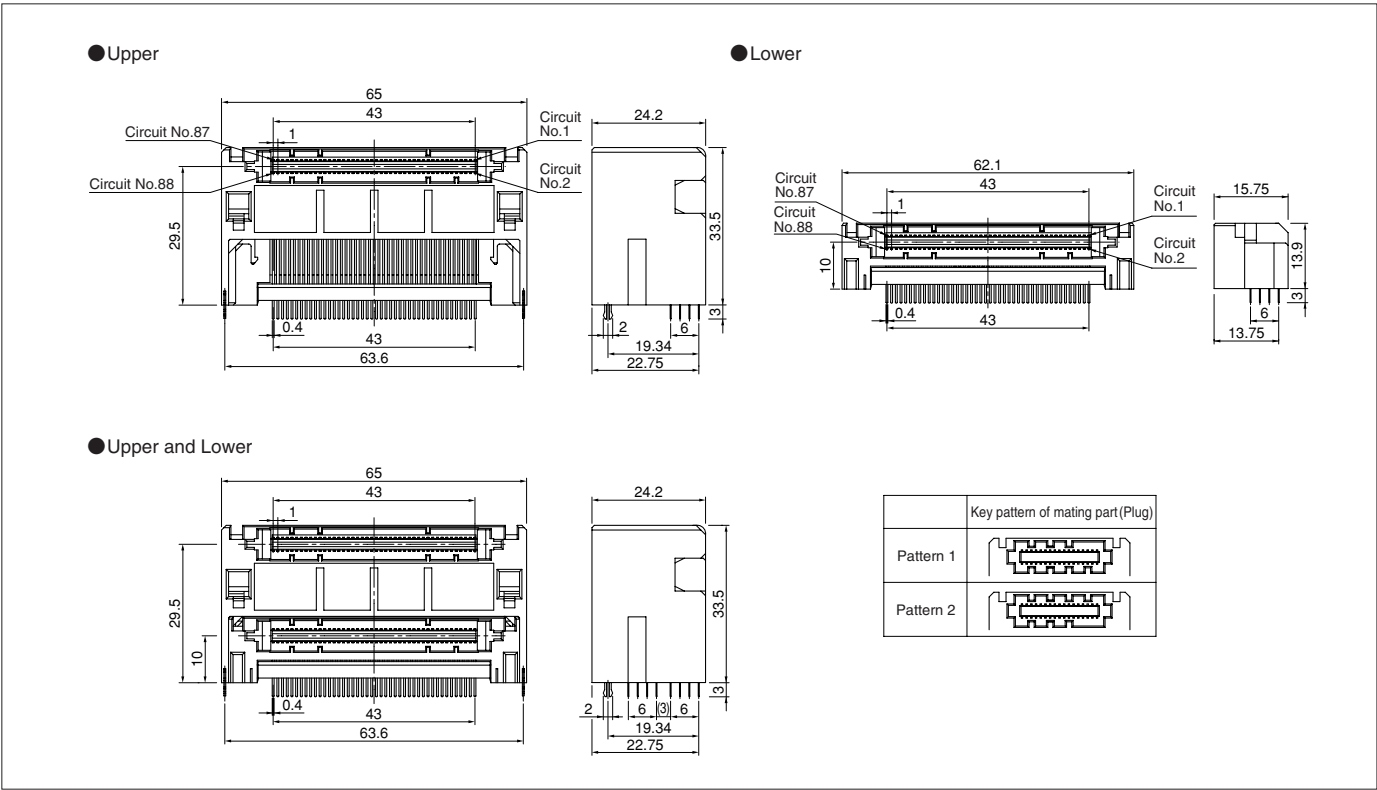
Note: 1. Tolerances for pierced hole pitch and pattern pitch are non-cumulative: ±0.05mm (Plug) and ±0.03mm (Receptacle) for all centers.
2. Hole dimensions differ according to the kind of PC board and piercing method.
The dimensions above should serve as a guideline. Contact JST for details.

RHM CONNECTOR

Assembly layout



Plug



Upper

Circuits	Key pattern of mating part	Model No.	Q'ty / box
88	Pattern 1	RHM-88PU-SDK11-1C	72
	Pattern 2	RHM-88PU-SDK11-2C	

Lower

Circuits	Key pattern of mating part	Model No.	Q'ty / box
88	Pattern 1	RHM-88PL-SDK11-1	198

Upper and Lower

Circuits	Key pattern of mating part	Model No.	Q'ty / box
88	Upper: Pattern 1 Lower: Pattern 1	RHM-176P-SDK11-U1L1C	72
	Upper: Pattern 2 Lower: Pattern 1	RHM-176P-SDK11-U2L1C	

Material and Finish

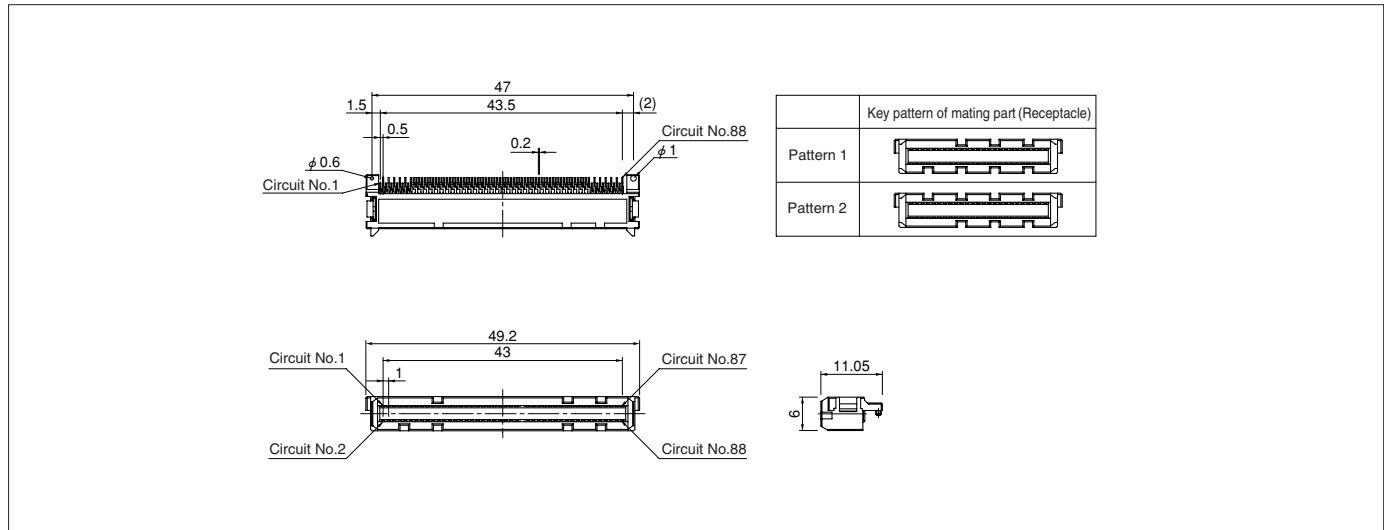
Contact: Copper alloy, nickel-undercoated, Mating part; gold-plated
Solder tail; tin/copper alloy-plated

Housing: Glass-filled PBT, UL94V-0
Locator: Glass-filled PBT, UL94V-0
Cover (Upper): Glass-filled PBT, UL94V-0
Reinforcing hook: Copper alloy, tin-plated (reflow treatment)

RoHS compliance

RHM CONNECTOR

Receptacle



Circuits	Key pattern of mating part	Model No.	Q'ty / box
88	Pattern 1	RHM-88R-SSK01-1	648
	Pattern 2	RHM-88R-SSK01-2	

Material and Finish

Contact: Copper alloy, nickel-undercoated, selective gold-plated
Housing: Glass-filled synthetic resin, UL94V-0
Solder tab: Copper alloy, nickel-undercoated, gold-plated

RoHS compliance