
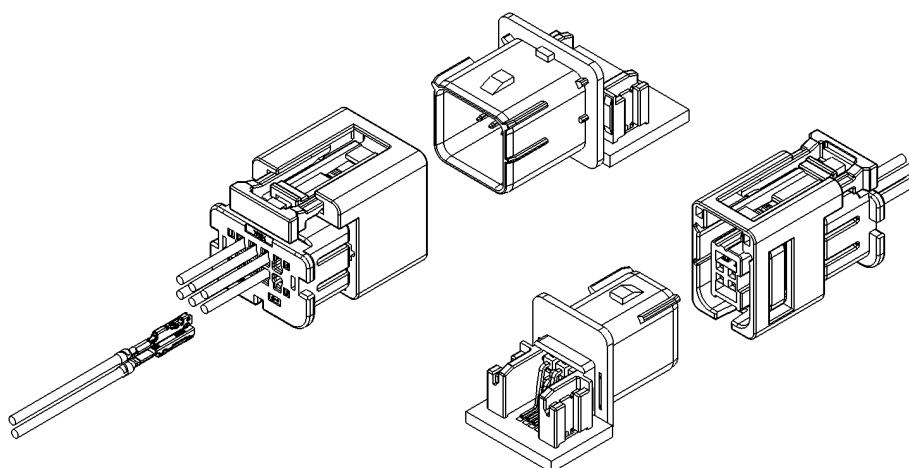


WMCB_{CONNECTOR}

Board-to-wire/Sealed Connectors



Developed in pursuit of miniaturization and water-proof as surface mounting type connector for automotive. To realize miniaturization and high reliability with the 0.50 terminal and CPA design.



■ Features

- **Miniaturization-Waterproof connector**
0.50 terminal with 2.0mm pitch realized miniaturization and waterproof.
- **Connector Position Assurance (CPA) Design.**
- **UL94 V-0 material**
In response to increasingly stringent requirements for flammability.
Use resin that supports UL94 V-0.

■ Specifications

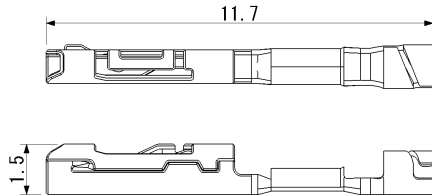
- Current rating : 3A AC, DC max
- Withstanding voltage : 1,000 VAC / minute
- Temperature range : -40°C to +105°C
(including temperature rise in applying electrical current)
- Contact resistance : Initial value / 15 mΩ max.
After environmental tests / 15 mΩ max.
- Insulation resistance : 100 MΩ min.
- Applicable wire : 0.22mm² to 0.35mm², O.D. Ø1.0 to 1.3mm
(Recommend FLRY-A 0.22mm² to 0.35mm², CIVUS0.35mm²)

*Compliant with ELV/RoHS.

*Contact JST for details.

Female terminal

● Female terminal M



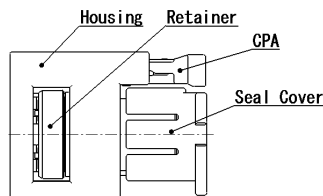
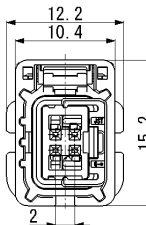
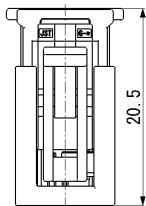
Model No.	Applicable wire range		Q'ty/reel
	Conductor (mm ²)	Insulation O.D. (mm)	
SWMC-A011T-0.5	0.22 to 0.35	1.0 to 1.3	10,000

Material and Finish

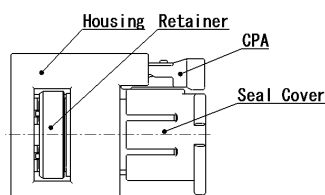
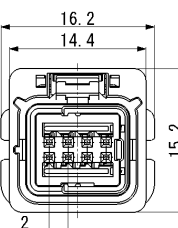
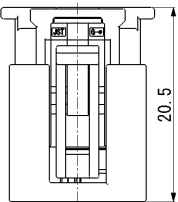
Copper alloy, nickel-undercoated, tin-plated

Female connector

● 4 circuits



● 8 circuits



Circuits	Model No.	Housing Color	Q'ty/box
4	04WMCB-RSBC-VM-2A-K-A	Black	2,400
8	08WMCB-RSBC-VM-2A-K-A	Black	2,040

Material and Finish

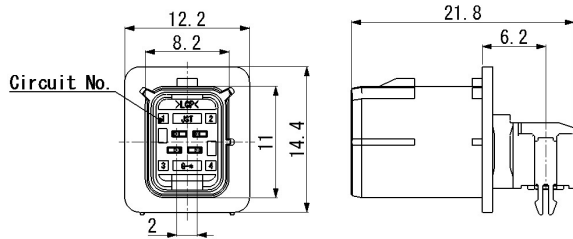
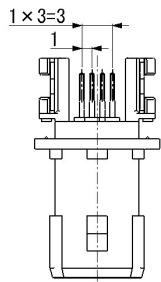
Housing: Glass-filled PBT, Black (UL94 V-0)
 Retainer: Glass-filled PBT, White (UL94 V-0)
 CPA: Glass-filled PBT, Green (UL94 V-0)
 Seal Cover: Glass-filled PBT, Gray (UL94 V-0)
 Inner seal: Silicone
 Wire seal: Silicone

Note: Color/Key codes other than above mentioned housing are also available.
 Contact JST for details.

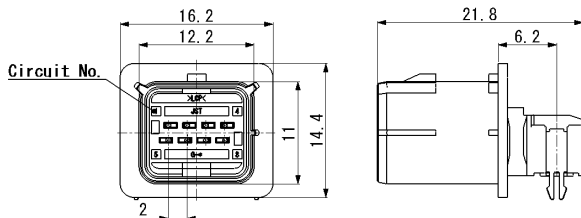
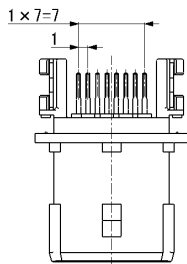
WMCB CONNECTOR

Male connector

● 4 circuits



● 8 circuits



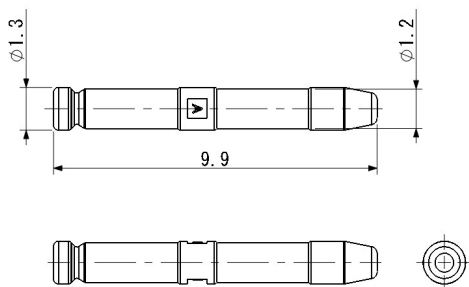
Circuits	Model No.	Housing Color	Q'ty/box
4	SM04B-WMCBK-2B-A-TB	Black	840
8	SM08B-WMCBK-2B-A-TB	Black	680

Material and Finish

Housing: Glass-filled LCP, Black (UL94 V-0)
 Pin: Copper alloy, nickel-undercoated, tin-plated
 Tab: Copper alloy, nickel-undercoated, tin-plated

Note: Key codes other than above mentioned housing are also available.
 Contact JST for details.

Female dummy plug

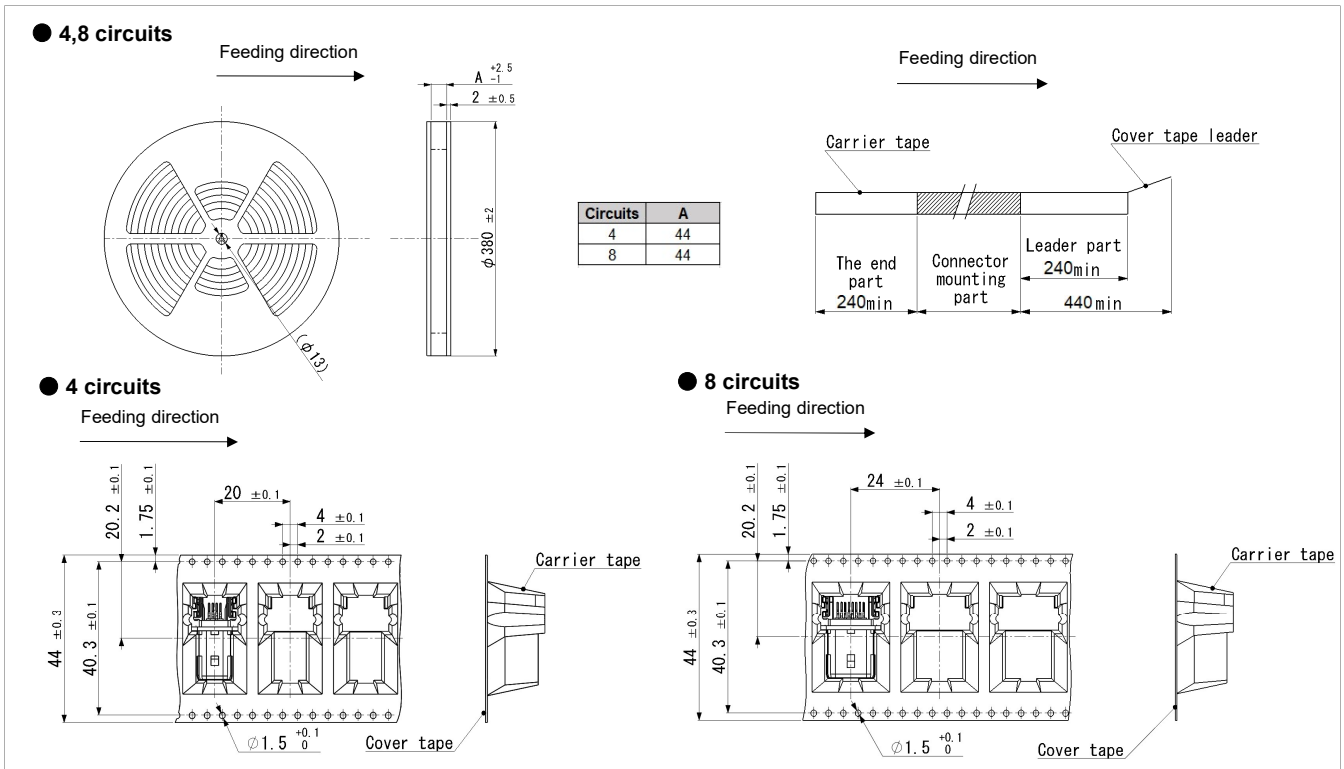


Model No.	Q'ty/box
WMCBDP-V-1A-H	7,000

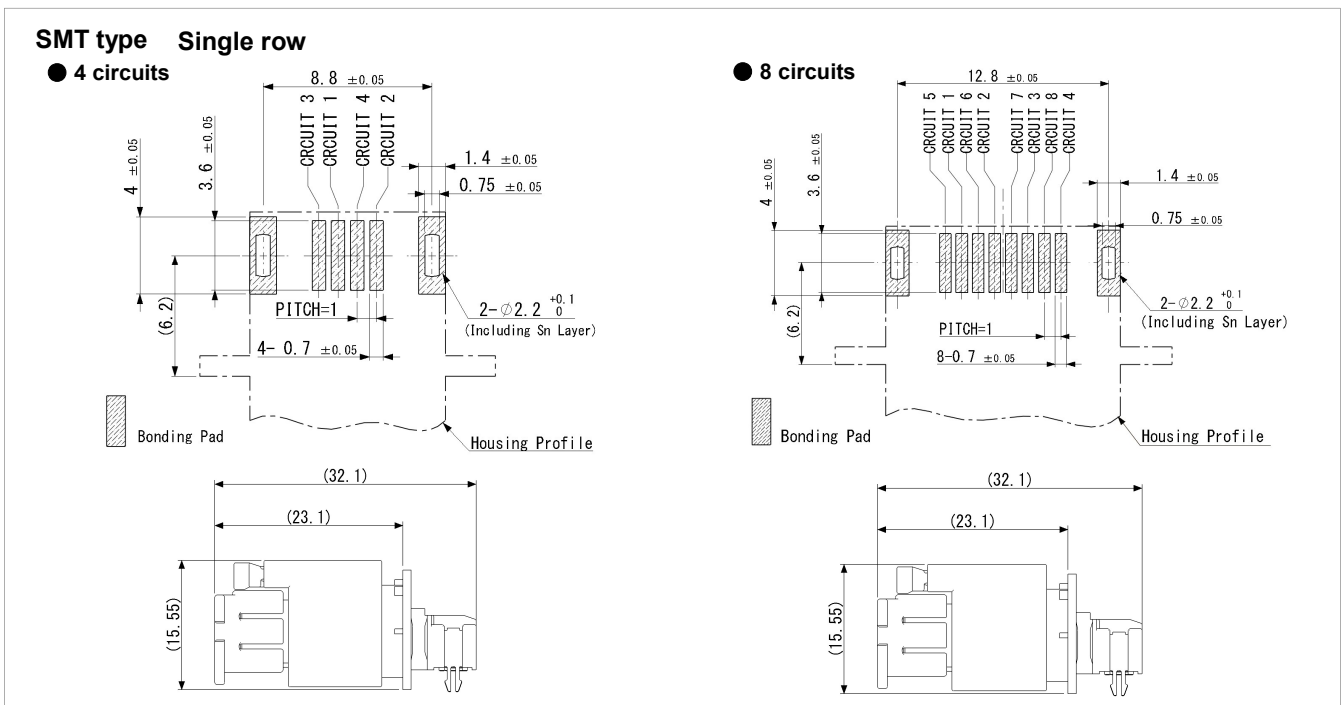
Material and Finish

Glass-filled PBT, Gray (UL94 V-0)

Taping specifications



PC board layout, Assembly layout



Note: 1. Tolerances are non-cumulative: $\pm 0.05\text{mm}$ for all centers.
 2. Hole dimensions differ according to the type of PC board and piercing method.
 The dimensions above should serve as guideline. Contact JST for details.

Crimping machine, Applicator

Strip terminal	Crimping machine	Crimp applicator MKS-L	
		Dies	Crimp applicator with dies
SWMC-A011T-0.5	AP-K2N	MK/SWMC/W-A011-05	APLMK SWMC/W-A011-05

Note: 1. Contact JST for details.
 2. When crimping operation is conducted using an applicator and die set other than the above, JST cannot guarantee the performance of the terminal.