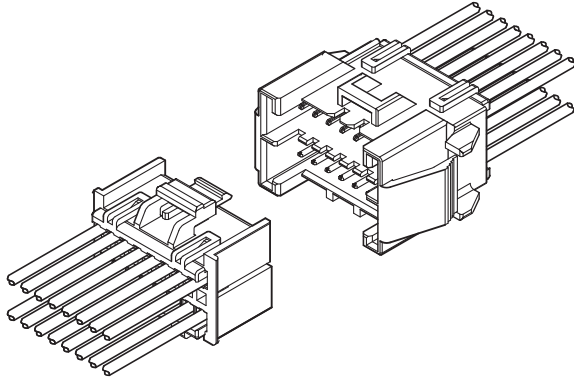


# **XM CONNECTOR**

**<Meets glow wire testing standards>**

**2.5 mm pitch/Wire-to-Wire connectors/Crimp style and Mating style**



This is a 2.5 mm pitch, dual-row wire-to-wire connector that comes with glow-wire compliant housing material and allows the use of retainers, even on large circuits.

- **Glow-wire compliant**

Meets the GWT 850°C standard, ensuring enhanced safety and reliability. Demonstrates improved protection and compliance in a wide range of household appliances.

- **Suitable for large circuits**

Available in 16-, 18-, and 26-circuit versions. The dual-row design enables high circuit density and compact wire-to-wire connections.

- **Retainer**

Optional retainers enhance connection reliability by preventing incomplete insertion or accidental contact disengagement.

- **Panel lock**

The receptacle housing is equipped with a panel lock that minimizes wire entanglement while enabling easy and secure mounting on a wide range of panel thicknesses.

For design flexibility, a version without the panel lock is also available.

## ■ Specifications

- Current rating: 3 A AC/DC (AWG #20)
- Voltage rating: 250 V AC/DC
- Temperature range: -25°C to +105°C  
(including temperature rise in applying electrical current)
- Contact resistance: Initial value/ 10 mΩ max.  
After test/ 20 mΩ max.
- Insulation resistance: 500 MΩ min.
- Withstanding voltage:  
There shall be no breakdown or flashover while applying 1,500 VAC for one minute.
- Applicable wire range:  
Conductor size/ AWG #26 to AWG #20  
Insulation O.D./  $\phi$  1.3 mm to  $\phi$  1.9 mm
- Applicable panel thickness: 0.5 mm to 1.8 mm
- \* Please refer to the "Handling Precautions for Terminals and Connectors" on our website (listed in the "Technical Documents" column on the Product Information page) before use.
- \* RoHS2 compliance
- \* Dimensional unit: mm
- \* Contact JST for details.

## ■ Standards

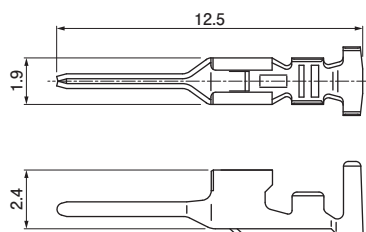
For information on overseas standard registrations, please refer to the "List of Registered Overseas Standards" on our website (listed in the "Technical Documents" column on the Product Information page).

- \* Specifications registered to overseas standards may differ from the general specifications listed above.

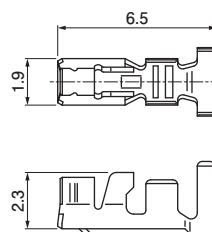
# XM CONNECTOR<Meets glow wire testing standards>

## Contact

### Pin contact



### Socket contact



### Pin contact

Model No.	Applicable wire range		Q'ty/ reel
	Conductor size AWG (mm <sup>2</sup> )	Insulation O.D. (mm)	
SXM-001T-P0.6	#26 to #22 (0.13 to 0.33)	0.8 to 1.9	7,000
SXM-01T-P0.6	#24 to #20 (0.22 to 0.50)	1.5 to 1.9	7,000

Material and Surface finish, etc.

Copper alloy, tin-plated

### Socket contact

Model No.	Applicable wire range		Q'ty/ reel
	Conductor size AWG (mm <sup>2</sup> )	Insulation O.D. (mm)	
SXA-001T-P0.6L	#26 to #22 (0.13 to 0.33)	1.3 to 1.9	8,000
SXA-01T-P0.6	#24 to #20 (0.22 to 0.50)	1.5 to 1.9	8,000

Material and Surface finish, etc.

Copper alloy, tin-plated

### Crimping machine

Contact	Crimping machine	Applicator	Crimp applicator with dies
SXM-001T-P0.6	AP-K2N	MKS-L	APLMK SXA/M001-06
SXM-01T-P0.6			APLMK SXA/M01-06

Note: Contact JST for fully automatic crimping applicator.

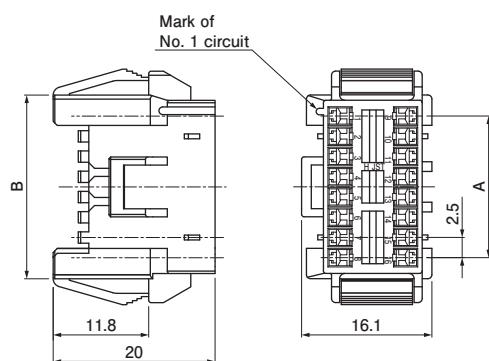
### Crimping machine

Contact	Crimping machine	Applicator	Crimp applicator with dies
SXA-001T-P0.6L	AP-K2N	MKS-L	APLMK SXA001-06L
SXA-01T-P0.6			APLMK SXA/M01-06

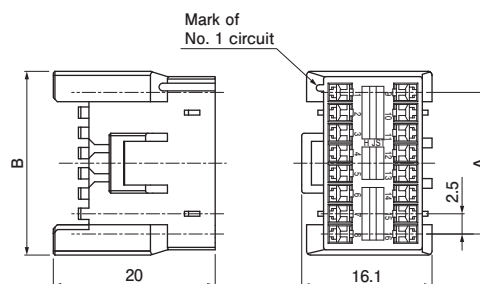
Note: Contact JST for fully automatic crimping applicator.

## Receptacle housing (For pin contact)

### With panel lock



### Without panel lock



No. of circuits	Model No.		Dimensions (mm)		Q'ty/bag
	With panel lock	Without panel lock	A	B	
16	XMR-16V-WGL1	XMR-16VF-WGL1	17.5	22.7	150
18	XMR-18V-WGL1	XMR-18VF-WGL1	20.0	25.2	150
26	XMR-26V-WGL1	XMR-26VF-WGL1	30.0	35.2	100

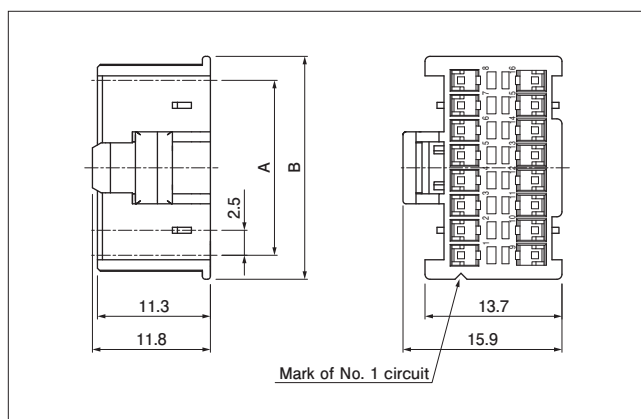
Material and Surface finish, etc.

Thermoplastic resin, natural

Note: For flame retardant grade of resin material used, please refer to the "List of Registered Overseas Standards" on our website (listed in the "Technical Documents" column on the Product Information page).

# XM CONNECTOR<Meets glow wire testing standards>

## Plug housing (For socket contact)



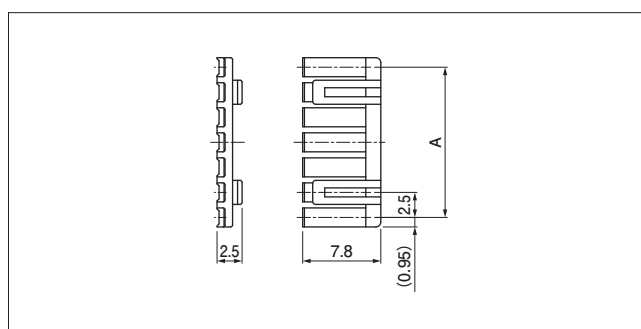
No. of circuits	Model No.	Dimensions (mm)		Q'ty/bag
		A	B	
16	XMP-16V-WGL1	17.5	22.3	1,000
18	XMP-18VC-WGL1	20.0	24.8	1,000
26	XMP-26V-WGL1	30.0	34.8	500

Material and Surface finish, etc.

Thermoplastic resin, natural

Note: For flame retardant grade of resin material used, please refer to the "List of Registered Overseas Standards" on our website (listed in the "Technical Documents" column on the Product Information page).

## Retainer



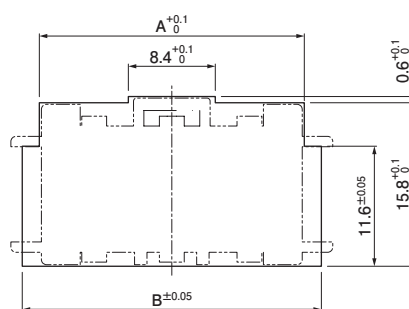
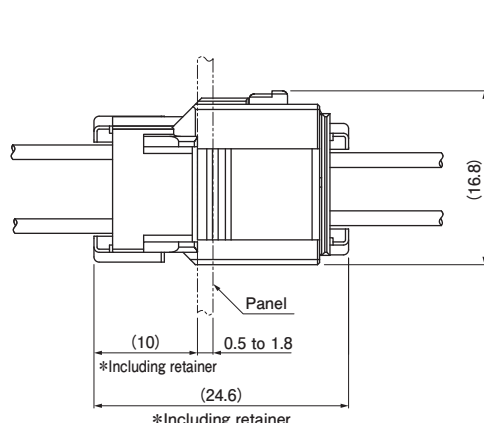
No. of circuits	Model No.	Dimension A (mm)	Q'ty/bag	Remarks
8	PWASX-8V-K	17.5	1,000	16-circuit housing
9	PWASX-9V-K	20.0	1,000	18-circuit housing
13	PWASX-13V-K	30.0	1,000	26-circuit housing

Material and Surface finish, etc.

PA (GF), black

Note: 1. Each housing requires two retainers.  
2. For flame retardant grade of resin material used, please refer to the "List of Registered Overseas Standards" on our website (listed in the "Technical Documents" column on the Product Information page).

## Assembly layout and Panel layout



No. of circuits	Receptacle housing	Panel hole dimensions (mm)		Panel thickness (mm)
		A	B	
16	XMR-16V-WGL1	23.1	26.4	0.5 to 1.8
18	XMR-18V-WGL1	25.6	28.9	
26	XMP-26V-WGL1	35.6	38.9	

Note: 1. Drill holes correspond to panel layout dimensions to prevent the formation of burrs, etc.  
2. When drilling multiple panel holes adjacent to each other, pay sufficient attention to the strength of the panel.  
3. Please ensure that the panel cutout is oriented to match the connector mounting direction.