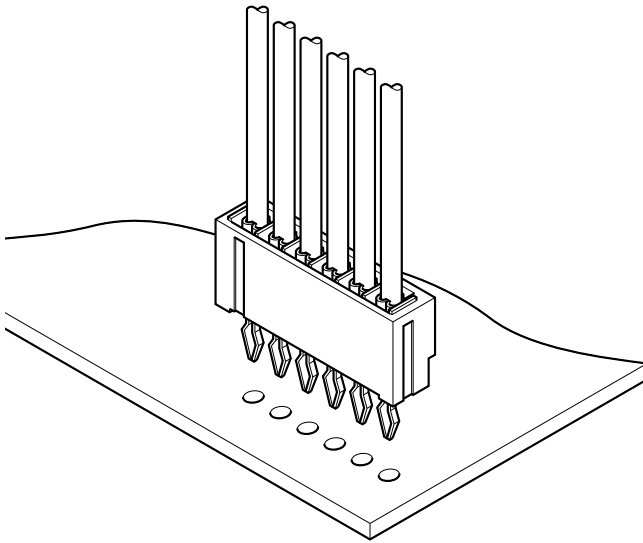


# SAN CONNECTOR

2.0 mm pitch/Wire-to-Board connectors/Board-in Crimp style



This SAN connector has a pitch of 2.0 mm, a mounting height of 6.0 mm, and a width of 3.25 mm. This is a multi-circuit board-in connector that increases mounting density on boards and streamlines operations.

- Compact design
- Easy to attach contacts
- Secure mounting on circuit board
- Easy harness processing
- Supports two types of PCB thicknesses
- Two types of contacts

## Specifications

- Current rating: 2 A AC/DC (AWG #24)
- Voltage rating: 250 V AC/DC
- Temperature range: -25°C to +85°C  
(including temperature rise in applying electrical current)
- Insulation resistance: 1,000 MΩ min.
- Withstanding voltage: There shall be no breakdown or flashover while applying 800 VAC for one minute.
- Conductor size: AWG #30 to AWG #24
- Insulation O.D:  $\phi 0.9$  mm to  $\phi 1.3$  mm
- Applicable PC board thickness:  
Type A contact: 1.2 mm, 1.6 mm  
Type K contact: 1.6 mm

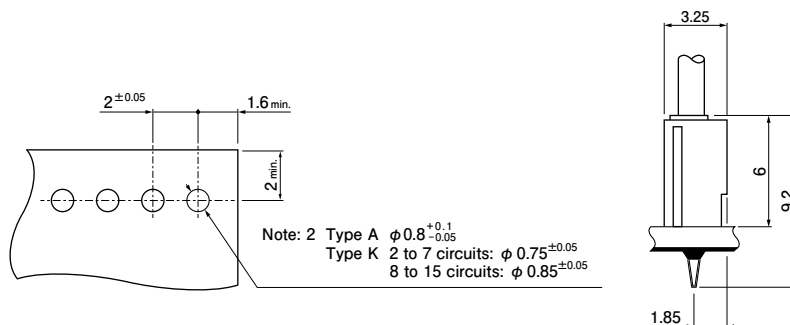
- \* In using the products, refer to "Handling Precautions for Terminals and Connectors" described on our website (Technical documents of Product information page).
- \* RoHS2 compliance
- \* Dimensional unit: mm
- \* Contact JST for details.

## Standards

For information on overseas standard registrations, please refer to the "List of Registered Overseas Standards" on our website (listed in the "Technical Documents" column on the Product Information page).

- ※ Specifications registered to overseas standards may differ from the general specifications listed above.

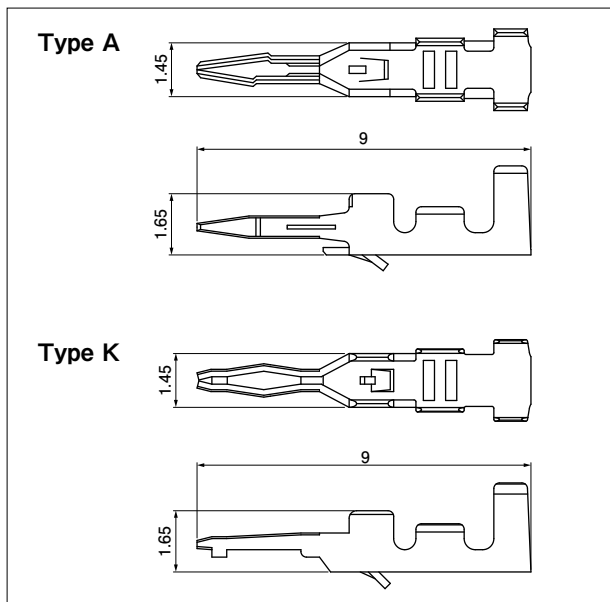
## PC board layout and Assembly layout



- Note: 1. The PC board layout figure shown is viewed from the soldering side.  
2. Tolerance for the PCB hole pitch shall be  $\pm 0.05$  and shall not accumulate.  
3. Hole dimensions differ depending on the type of PCB and PCB drilling method.  
The above dimensions are for reference only. Please contact JST for further details.

# SAN CONNECTOR

## Contact



Model No.	Type	Applicable wire range		Q'ty/reel
		Conductor size AWG (mm <sup>2</sup> )	Insulation O.D. (mm)	
SAN-002T-0.8A	A	#30 to #24 (0.05 to 0.22)	0.9 to 1.3	14,000
SAN-002T-0.8K	K			

Material and Surface finish, etc.

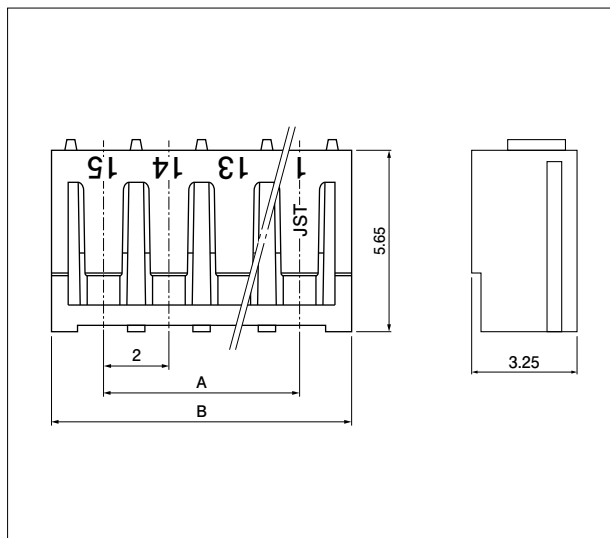
Copper alloy, tin-plated

Note) For shielded wires, small-gauge wires, or other special wire specifications, please contact JST.

Contact	Crimping machine	Applicator	Crimp applicator with dies
SAN-002T-0.8A	AP-K2N	MKS-L	APLMK SAN002-08
SAN-002T-0.8K			

Note) Contact JST for fully automatic crimping applicator.

## Housing



No. of circuits	Model No.	Dimensions (mm)		Q'ty/bag
		A	B	
2	2P-SAN	2.0	5.2	1,000
3	3P-SAN	4.0	7.2	1,000
4	4P-SAN	6.0	9.2	1,000
5	5P-SAN	8.0	11.2	1,000
6	6P-SAN	10.0	13.2	1,000
7	7P-SAN	12.0	15.2	1,000
8	8P-SAN	14.0	17.2	1,000
9	9P-SAN	16.0	19.2	1,000
10	10P-SAN	18.0	21.2	1,000
11	11P-SAN	20.0	23.2	1,000
12	12P-SAN	22.0	25.2	1,000
13	13P-SAN	24.0	27.2	1,000
14	14P-SAN	26.0	29.2	1,000
15	15P-SAN	28.0	31.2	1,000

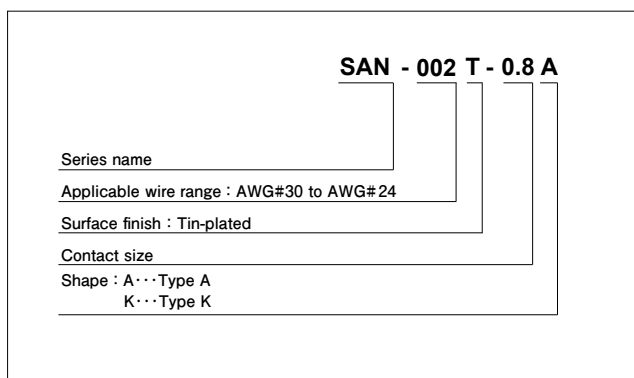
Material and Surface finish, etc.

PA, yellow

Note) For flame retardant grade of resin material used, please refer to the "List of Registered Overseas Standards" on our website (listed in the "Technical Documents" column on the Product Information page).

## Model number allocation

### Contact



### Housing

